



**TEACHING  
&  
LEARNING  
CENTER**

**2024-2025**



# SMART CAMPUS STUDENTS' GUIDE

# Contents

→ SMART CAMPUS	1
→ ACTIVATING EKOID	2
→ OBS (STUDENT INFORMATION SYSTEM)	3
→ BLACKBOARD	4
→ ZOOM	15
→ PANOPTO	16
→ TEACHING & LEARNING CENTER	18
→ STUDENT CODE OF CONDUCT	20
→ CONTACT INFORMATION	21



# SMART CAMPUS



In line with its “Excellence in Education” strategic goal, Izmir University of Economics has adopted a technology enhanced education model, which is called Smart Campus and provided students and teaching staff with various education tools, equipment and software.

This guide aims to answer your questions and help you make your transition quicker and easier.

**EKOEĞİTİM - Teaching and Learning Center**





# Getting Started

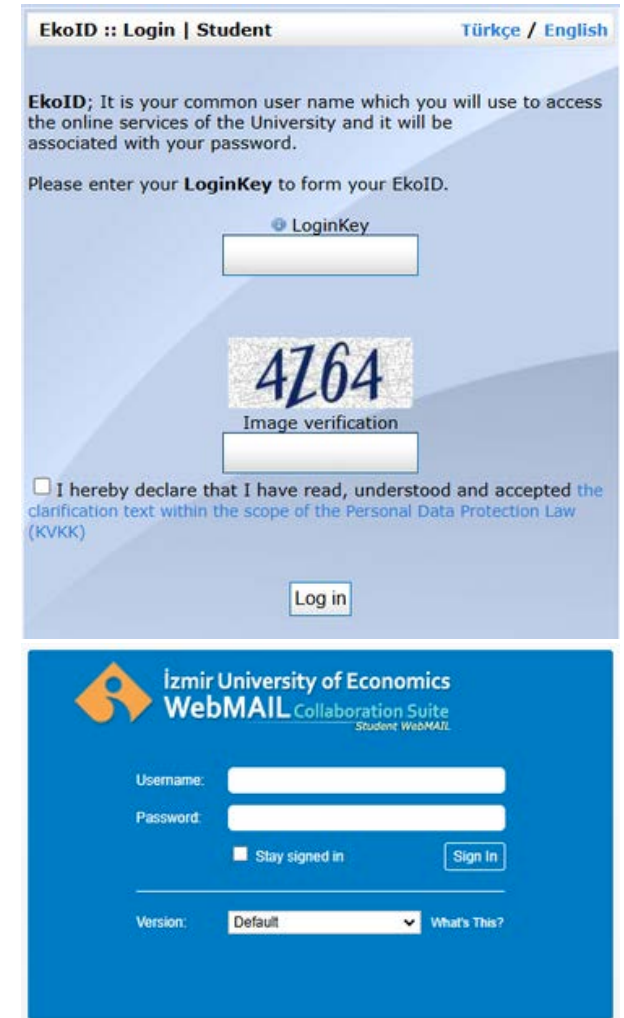
## How to Activate Your EkoID Account

EkoID enables you to access your university email account, myIEU portal, printing facilities, and wi-fi on campus.

EkoID activation:

- Visit <https://oasis.izmirekonomi.edu.tr/site/login-registration> and retrieve your Login Key, which is required for activation.
- Then, go to <https://ekoid.izmirekonomi.edu.tr/student/new-enterkey.php> to activate your EkoID account.
- Please remember, you need to use your university e-mail for all university-related matters. Make sure you check your university email regularly. You can access your university email via <https://zcstd.izmirekonomi.edu.tr/> with your EkoID.
- Please do not lose your email address ending in “@std.ieu.edu.tr”.

If you have any questions regarding the use of the system, please send an email to [itsupport@ieu.edu.tr](mailto:itsupport@ieu.edu.tr). Tel: 232 488 8279



**EkoID :: Login | Student** Türkçe / English

**EkoID**; It is your common user name which you will use to access the online services of the University and it will be associated with your password.

Please enter your **LoginKey** to form your EkoID.

**4764**  
Image verification

I hereby declare that I have read, understood and accepted the clarification text within the scope of the Personal Data Protection Law (KVKK)

---

**Izmir University of Economics**  
**WebMAIL** Collaboration Suite  
Student WebMAIL

Username:

Password:

Stay signed in

Version:  [What's This?](#)




# OBS (Student Information System)

OBS is the student information system at Izmir University of Economics. OBS enables you to enroll in courses, track your course attendance, check your course grades, receive official studentship documentation, academic transcripts and other documents.

To enter OBS:

- Go to <https://obs.izmirekonomi.edu.tr/oibs/std/login.aspx>.
- Enter your User ID, password and the “Sum of the Numbers” and click the Login button.
- Your user ID is your Student Number. If you do not know your password, you can have it sent to your e-mail address ending with “@std.ieu.edu.tr” by clicking on the “Password Reset”.
- If you are accessing the system for the first time or if your password contains any part of your Turkish Republic Identity Number, you will be automatically redirected to the Change Password screen and required to update your password.
- When creating a new password, make sure that it has at least 12 characters, contains at least one uppercase and one lowercase letter, one special character (.,?!\*), one number and does not contain Turkish characters (such as ü, ş, ı, ö, ç, etc.).



Izmir University of Economics

Student

User Name:

Password

Sum of the Numbers

45 + 1 = ?

Login

Password Reset

E-Devlet ile Giriş

A detailed guide on how to use the system can be found at <https://www.ieu.edu.tr/tlc/en/ogrenciler-icin>

You can send your questions regarding the OBS to [obsdestek@ieu.edu.tr](mailto:obsdestek@ieu.edu.tr).

# BLACKBOARD

Blackboard is an internet-based learning management system. It can be effectively used to enhance face-to-face teaching and serve as a content and interaction provider in distance education programs.

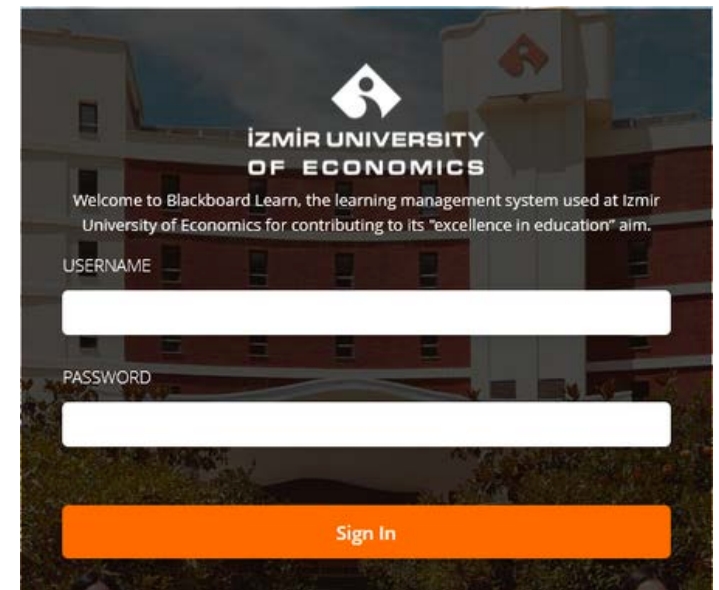
With Blackboard Learn learning management system, you can access course materials, exams and assignments anytime, from anywhere with an internet connection. You can also engage with lecturers and other students through interactive features like forums, blogs and discussion boards.



**Students who already have access to the system will follow the steps below to log in to Blackboard:**

- Go to <https://ieu.blackboard.com/>
- Enter the username and password you last used to log into the system in the respective field, then click the Sign In button.

Note: Password updates will be handled by the Teaching and Learning Center (TLC).

A screenshot of the Blackboard login page for Izmir University of Economics. The page features the university's logo and name at the top. Below the logo, there is a welcome message: "Welcome to Blackboard Learn, the learning management system used at Izmir University of Economics for contributing to its 'excellence in education' aim." The login form consists of two input fields: "USERNAME" and "PASSWORD". Below these fields is a prominent orange "Sign In" button.



For students who have completed their registration and are active in the OBS system and **are accessing the Blackboard system for the first time**, the process is as follows:

- After entering <https://ieublackboardpass.ieu.edu.tr/home> with your EKOID information, on the screen that opens, you can set your password for logging into the Blackboard system. If you wish, you can create your password the same as the one for Ekoid and OBS.
- When creating a new password, make sure that it has at least 12 characters, contains at least one uppercase and one lowercase letter, one special character (. , ? ! ! \*), one number and does not contain Turkish characters (such as ü, ş, ı, ö, ç, etc.).

If you have any questions regarding the use of the system, please send an email to [TLC@ieu.edu.tr](mailto:TLC@ieu.edu.tr). Tel: 232 488 5803

**NOTE:** Double Major/Minor Program students have separate student numbers for their Major and Double Major/Minor Program status. To access their courses on Blackboard, they must log in using the student number associated with the relevant program.

# BLACKBOARD INTERFACE

**Institution:** You will find resources, useful links, and other important content related to the university.

**Profile:** Allows you to manage your personal information, and modify your notification and privacy settings.

**Activity Stream:** Shows you what's new and what's due in all your courses. It also allows you to jump directly into course activities right from the list.


**Courses:** Gives you access to your courses and the ability to search, filter, and even favorite them so they appear at the top of the list.

**Organizations:** Here you can access the organizations that have been set up by the TLC for students and instructors to share important information, such as workshops and training sessions, and to provide instructional help.

**Calendar:** You can view all course, organization, institution, and personal events with ease. You can view events by day, week, or month.


**Messages:** You can send a message to one person or multiple people on the Messages page. Messages activity remains inside the system.

**Marks/Grades:** Shows students a list of recent grades, and the overall grade for each course.

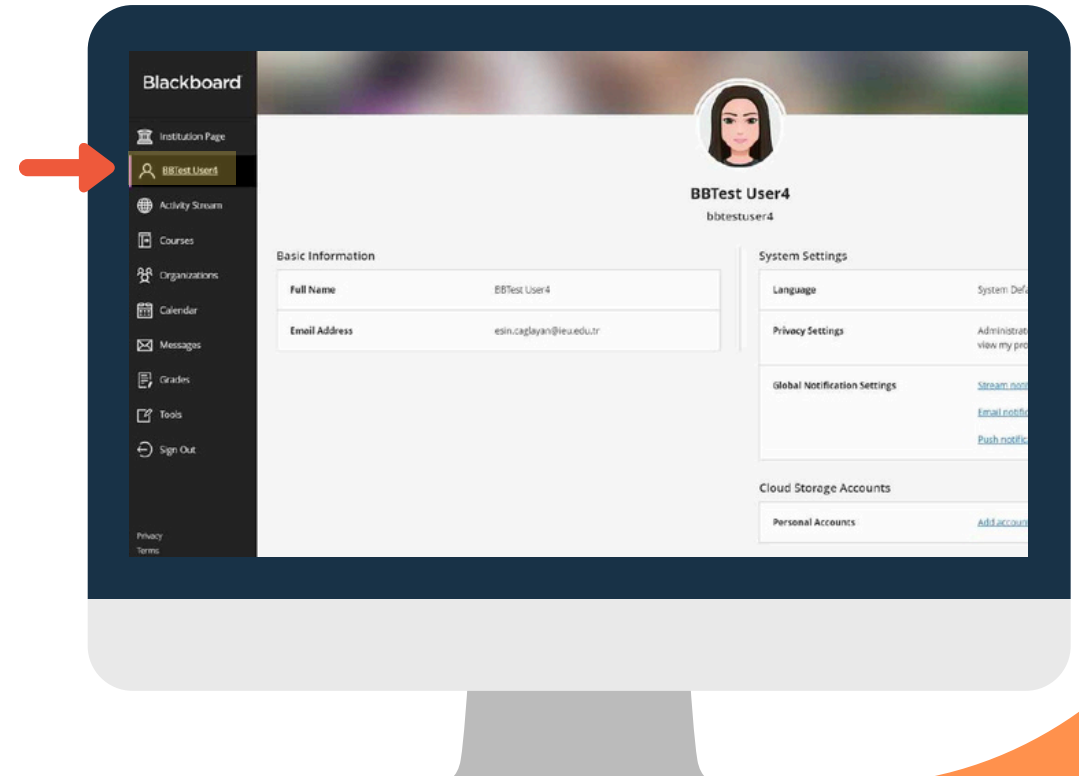




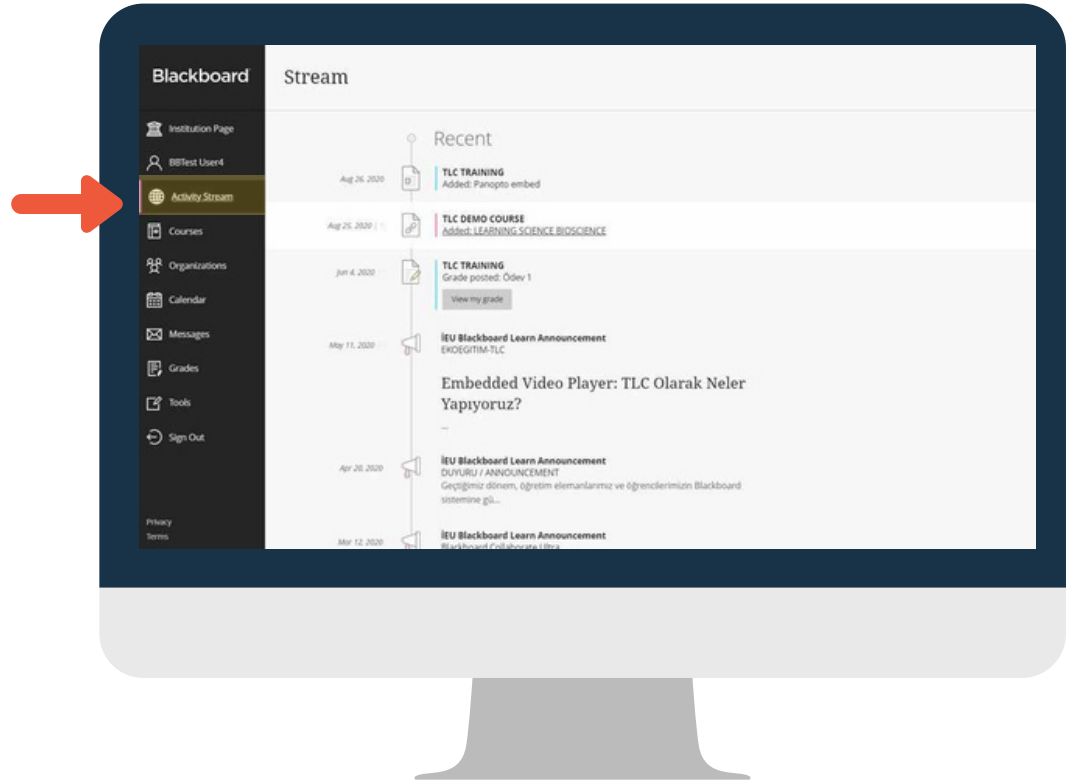
**Institution Page**  
You will find resources, useful links, and other important content related to the university.



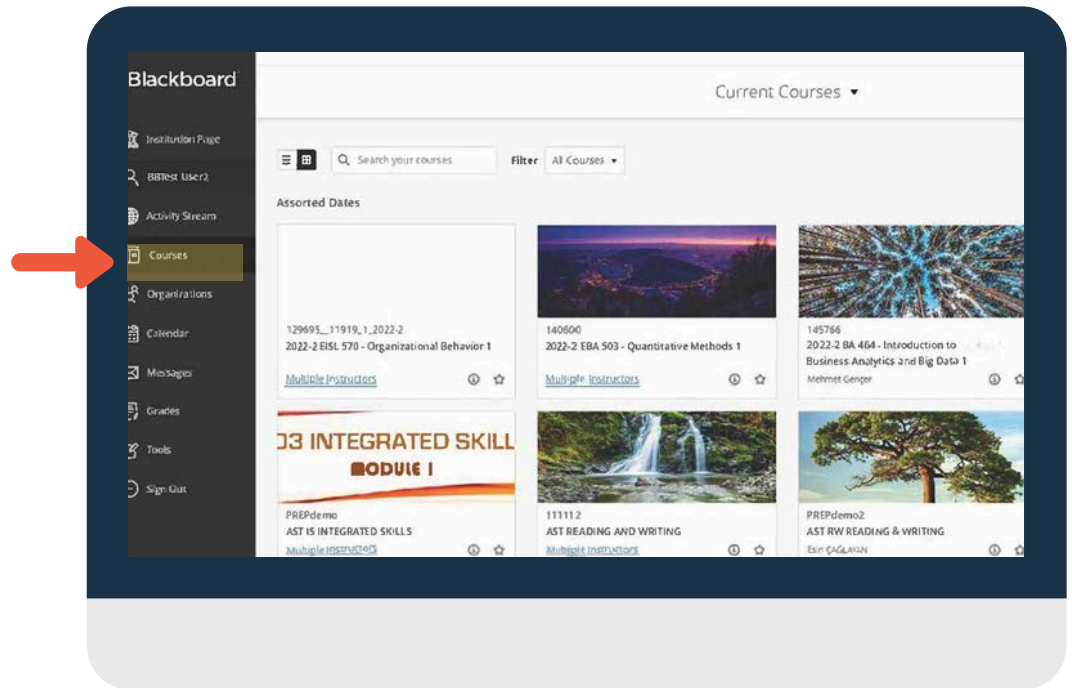
**Profile Page**  
You can manage your personal information and modify your notification settings.



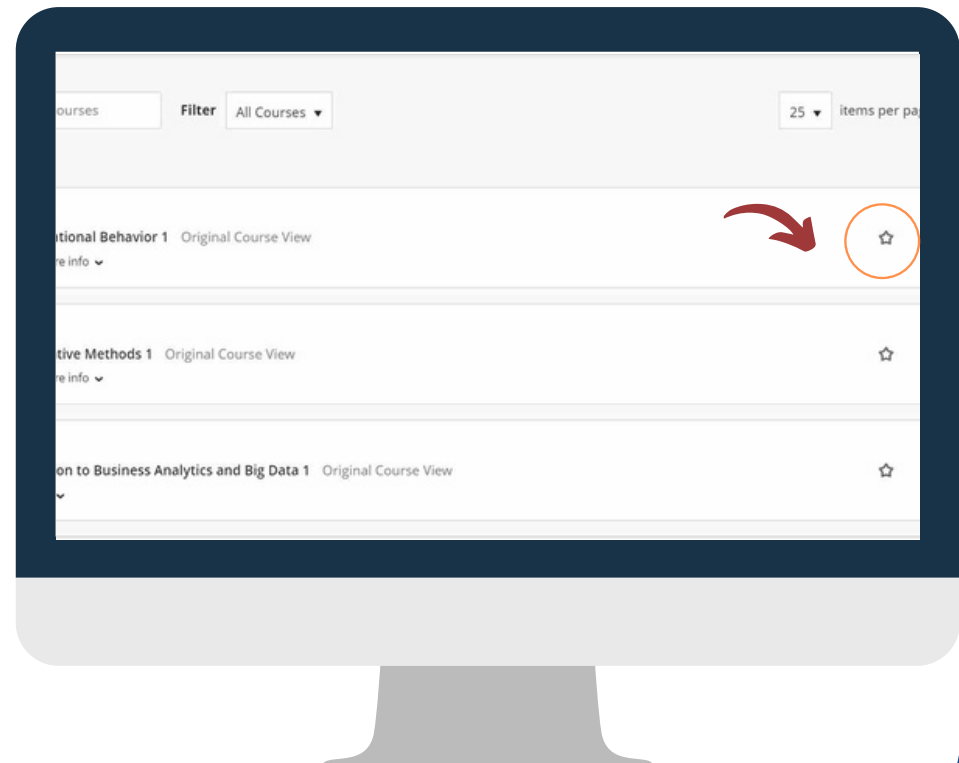
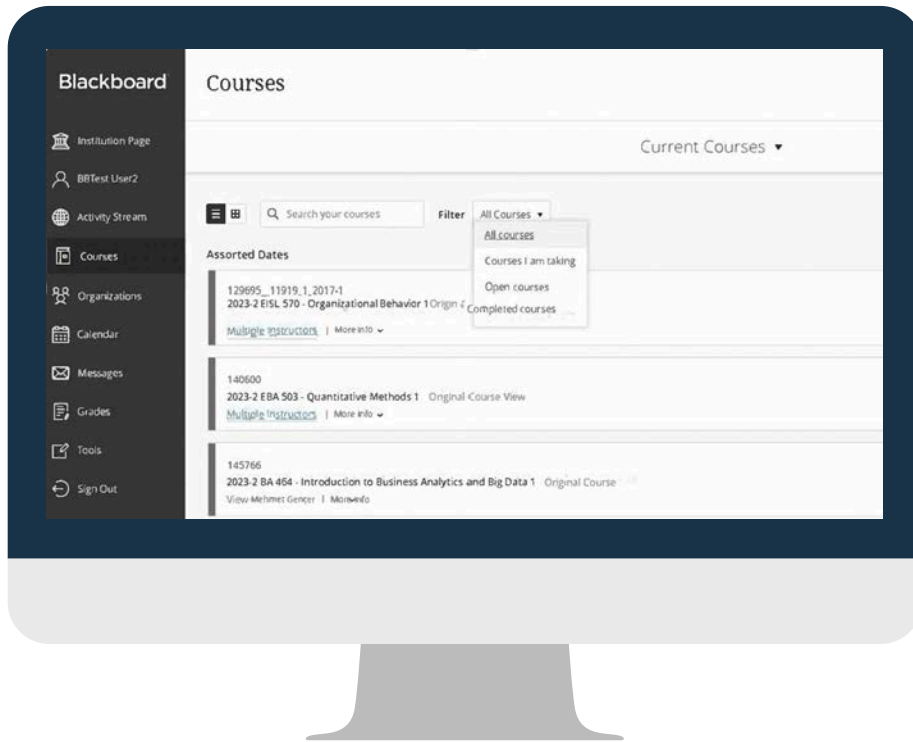
**Activity Stream**  
Use the Activity Stream  
to quickly access the  
most important  
information consolidated  
from all your courses.



**Courses**  
You will view your courses  
as “cards” or you can view  
these cards in a grid.



Search your courses and apply varying filters. Once you find your most important classes, click the star ★ to favorite them. They will appear at the top of the page.



## Organizations

Here you can access the organizations that have been set up by the **TLC for students** to share important information, such as workshops and training sessions, and to provide instructional help.



Blackboard

### Organizations

Current Organizations ▾

Search your organization  Filter All Organizations ▾

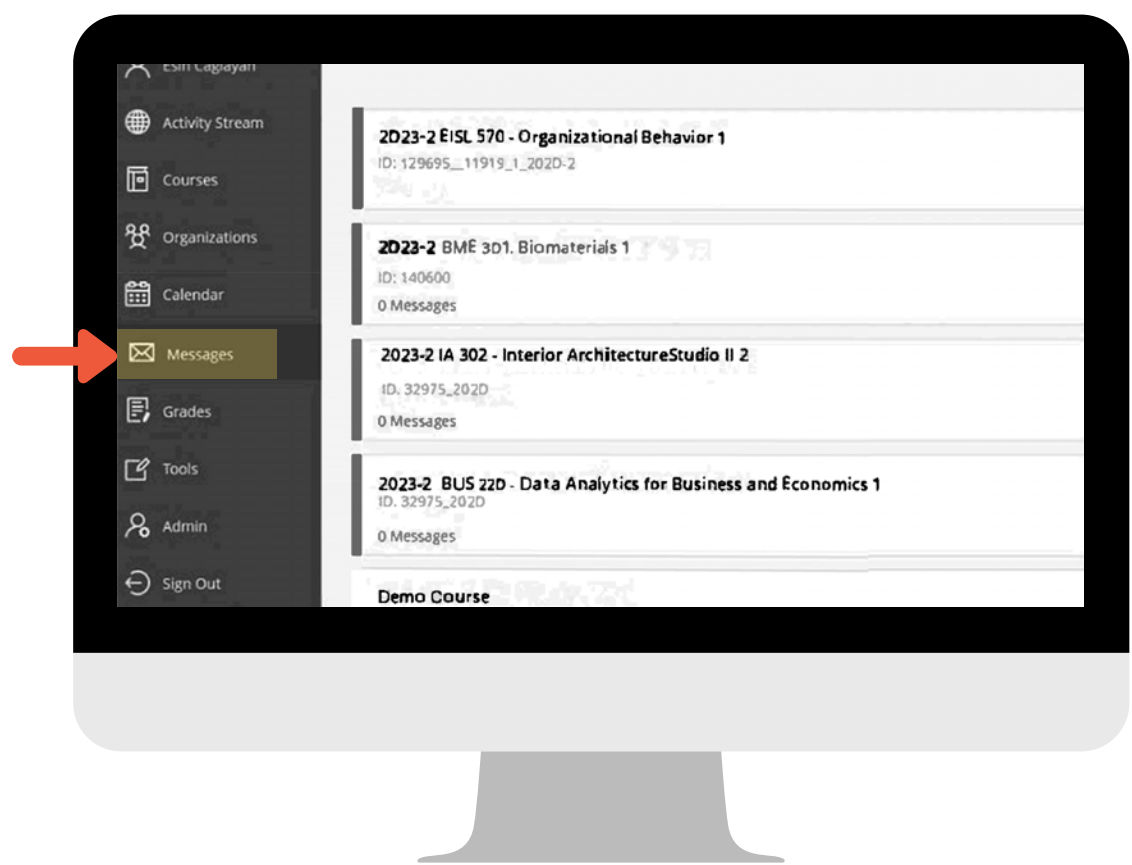
#### Assorted Dates

- TLCorg
- TLC Organization for Students
- [Multiple Leaders](#) | [More info](#) ▾



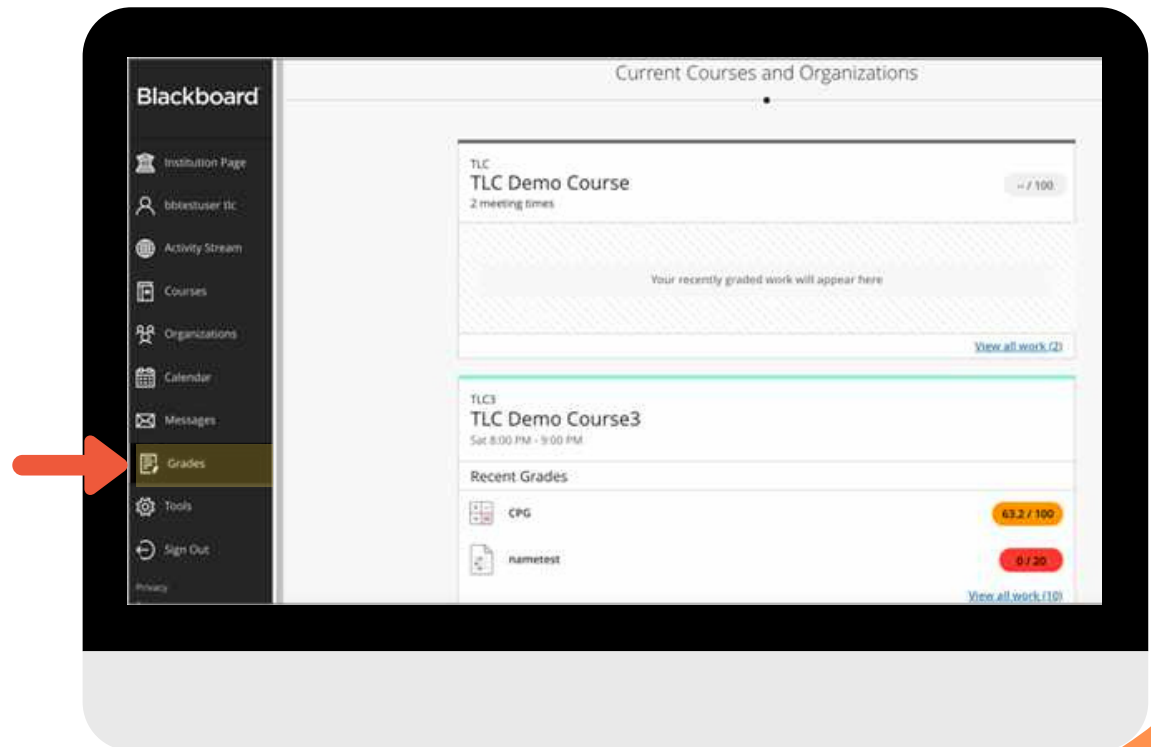
## Messages

View all your messages for all your courses on one single page and create a message.



## Marks/Grades

You can see your course grades.



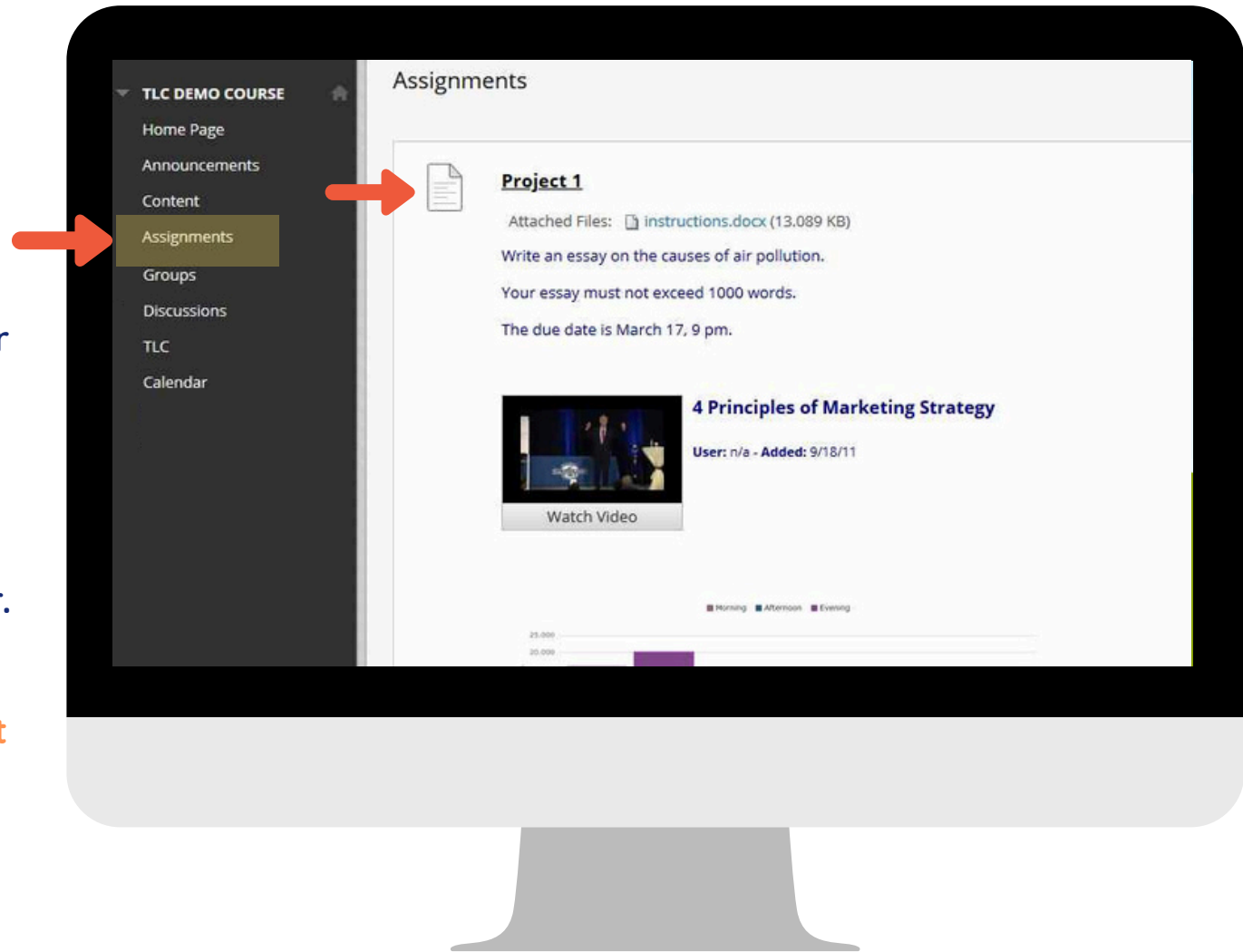
## How to submit your assignments on Blackboard Learn

Choose the content that contains the homework assignment on the course menu. Your instructor can add assignments to different areas of your course.

For example, your instructor might have created a menu item called **"Assignments"**. Click on name of the assignment created by your instructor.

Review instructions, deadline and grading criteria on **Upload Assignment** page and download the files, if any, that are provided by your instructor.  
Read the instruction carefully.

Ask your instructor if you have questions about how your course is organized.



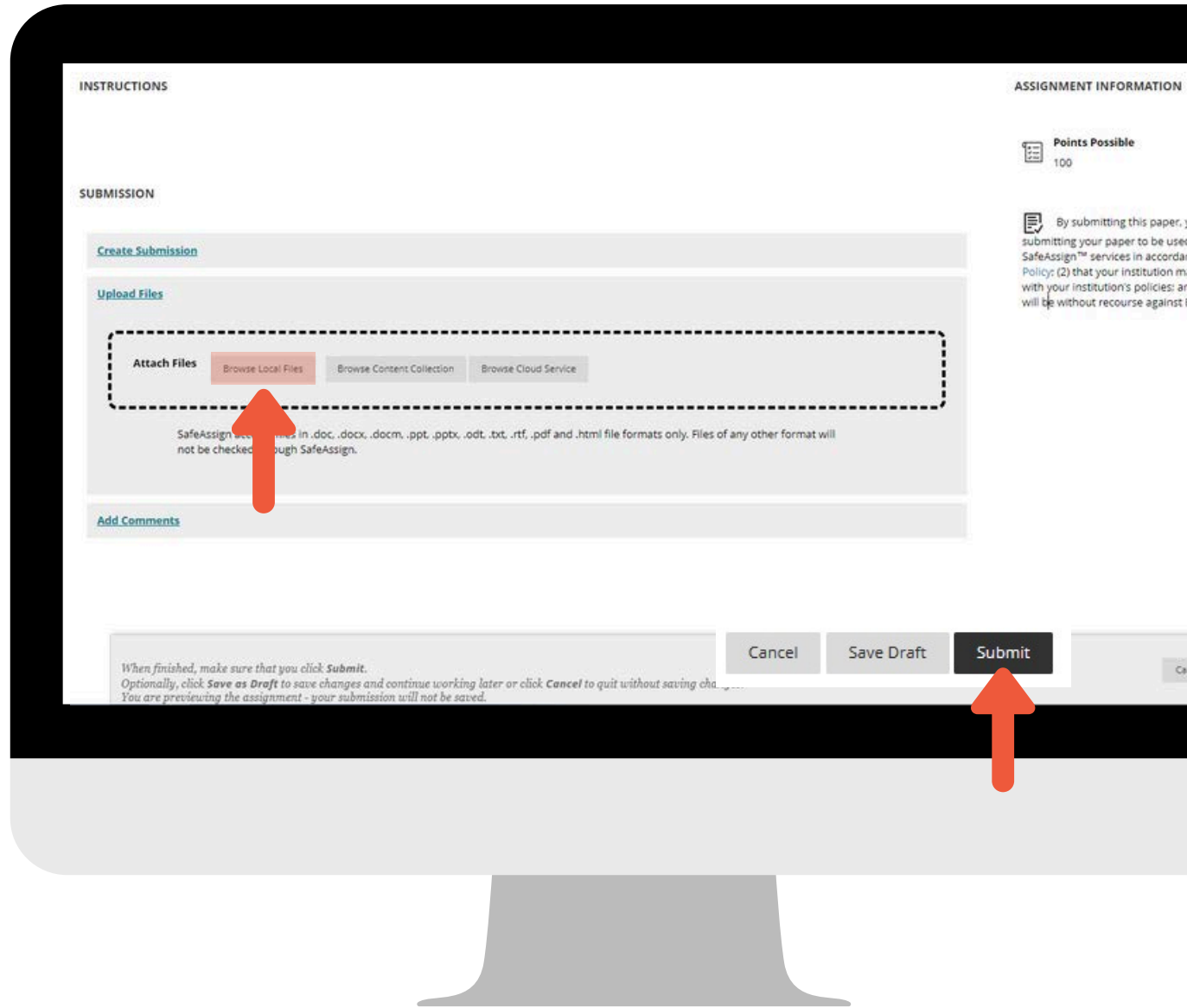
Click on **Browse My Computer** and select a file to attach. You could click on "Do not Attach" if you have uploaded the wrong file.

Finally, make sure you click on **Submit**. A message and code that confirms your assignment has been sent will be displayed. This code is also sent to your **university email address**.

If you forget to click on Submit, your submission will remain "in progress" and your instructor will not be able to grade it.

For more information, click [here](#) or visit **TLC Organization for Students** on Blackboard Learn.

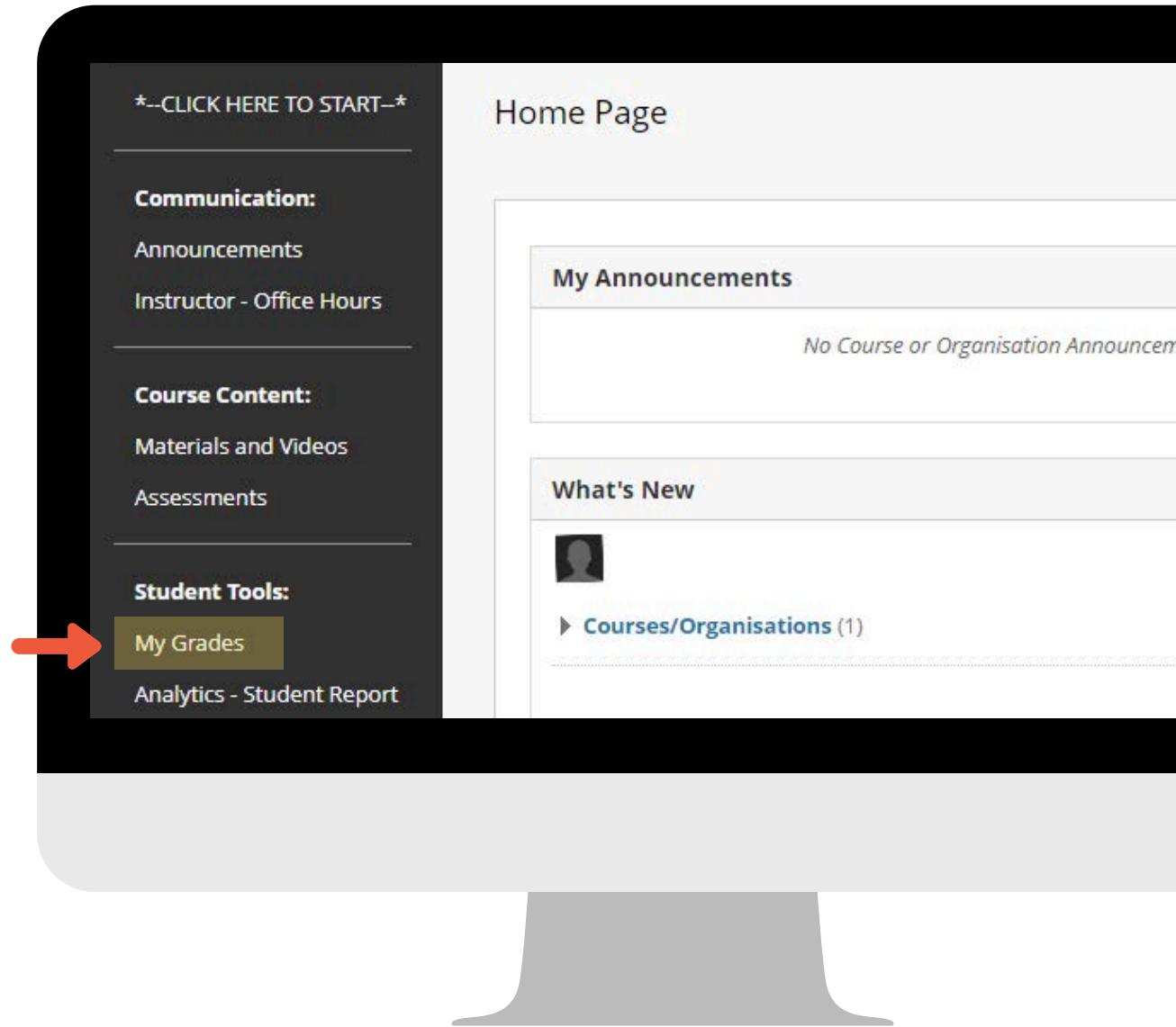
(See page 17 for more information about the TLC Organization for Students.)



## HOW CAN I SEE MY GRADES ON BLACKBOARD?

When you access the My Grades panel from the menu of your Blackboard course, you can see the grades and the feedback you received for the assessments in all of your courses.

You can sort your grades by **All Courses** or **Last Graded**. If your work hasn't been graded, grade status icons appear. You can select an item's title to view details.

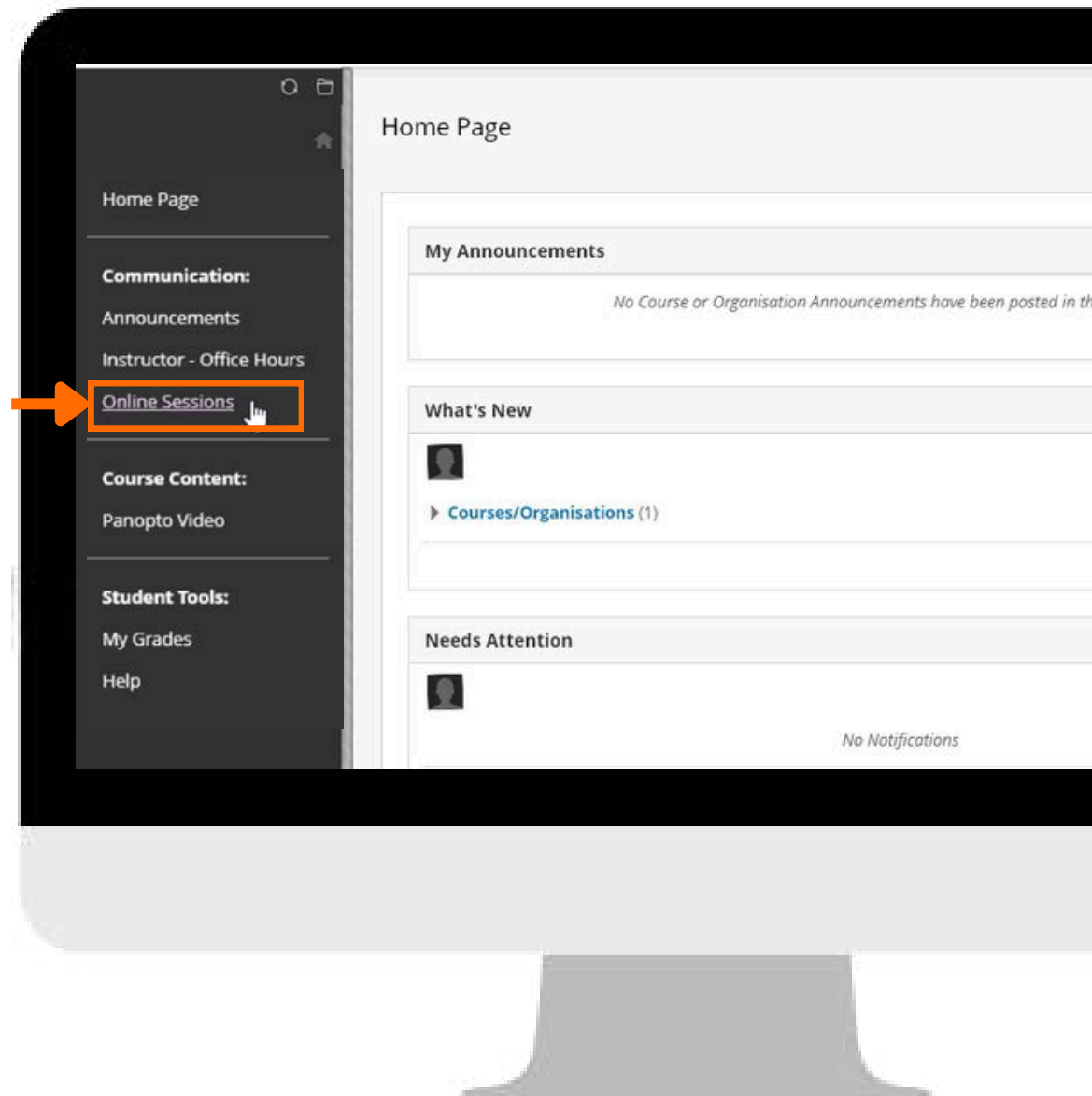





# ZOOM

Zoom is an interactive platform and virtual classroom tool that enables video conferencing and real-time online learning. Instructors and students synchronously meet in the virtual classroom through Zoom.

For more information, click [here](#).





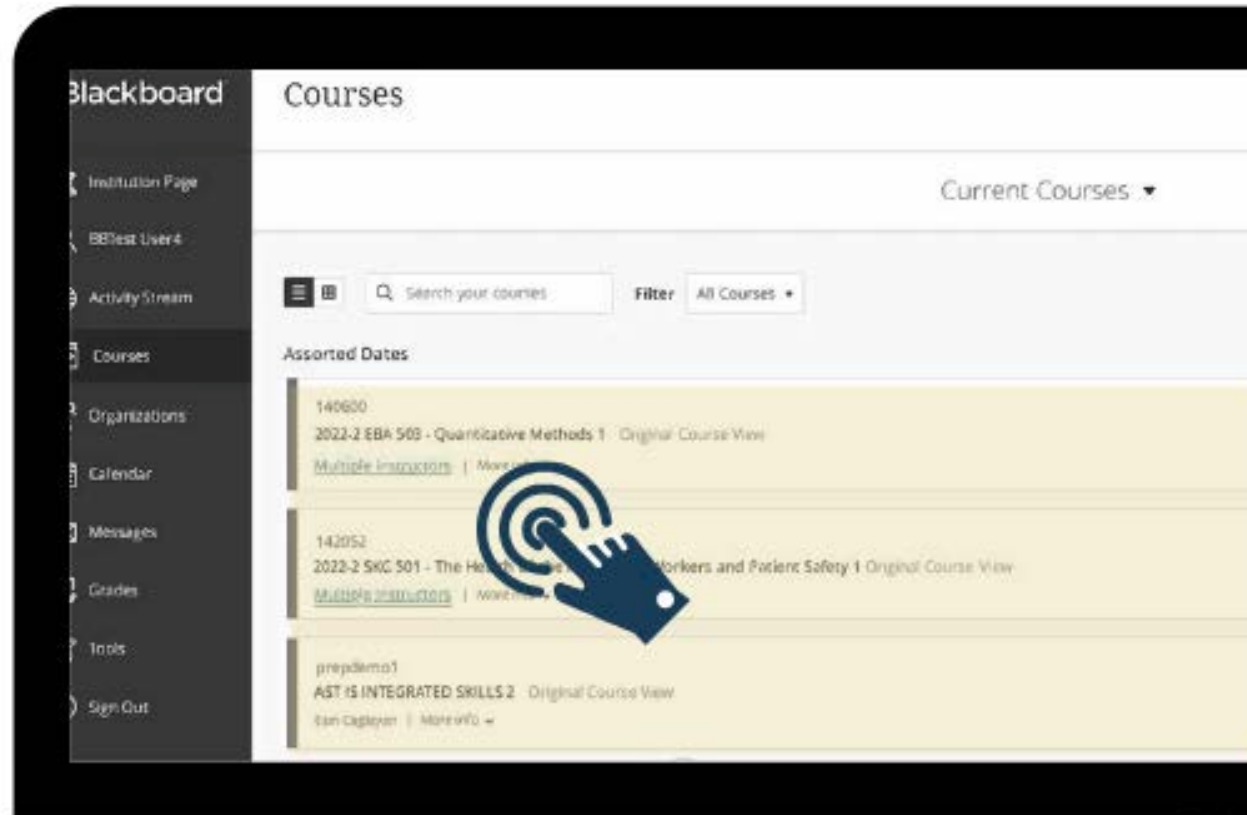
 Panopto™ is a video platform that allows video recording, screencasting and video content management.

It allows instructors to record audio, video and the applications on their computer screen.

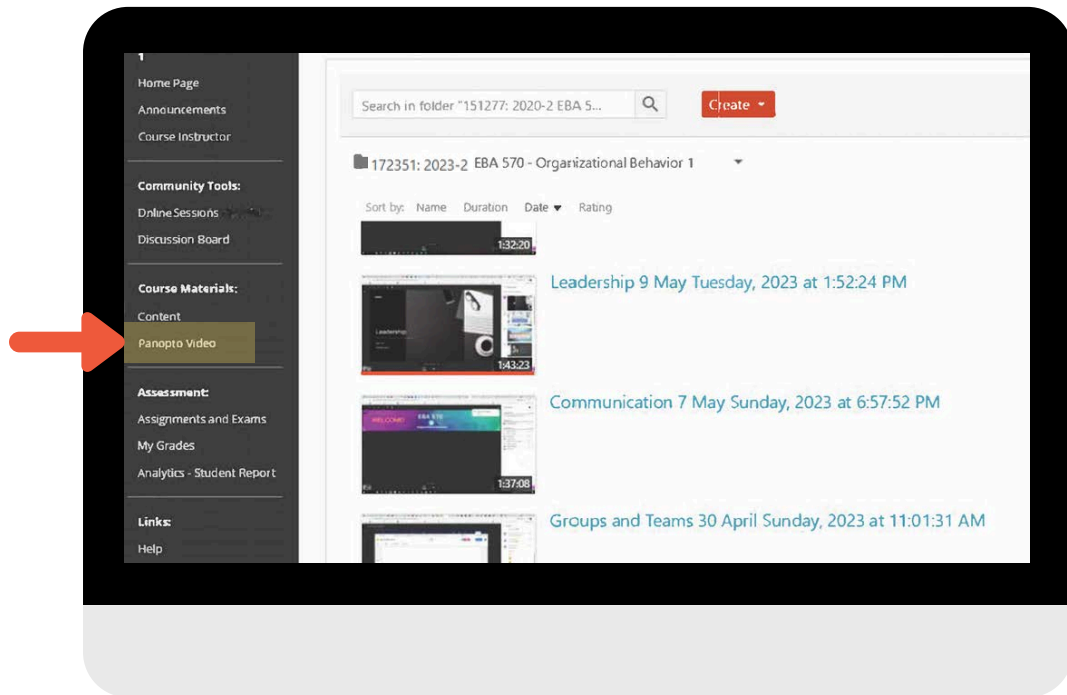
Panopto enables students to access their course videos and watch the lessons on their computer, smart phone or tablet when they are unable to attend their classes or prepare for their assignments and exams.

Panopto **is integrated in Blackboard** and the video viewing is restricted to the instructor and students enrolled in that particular course.

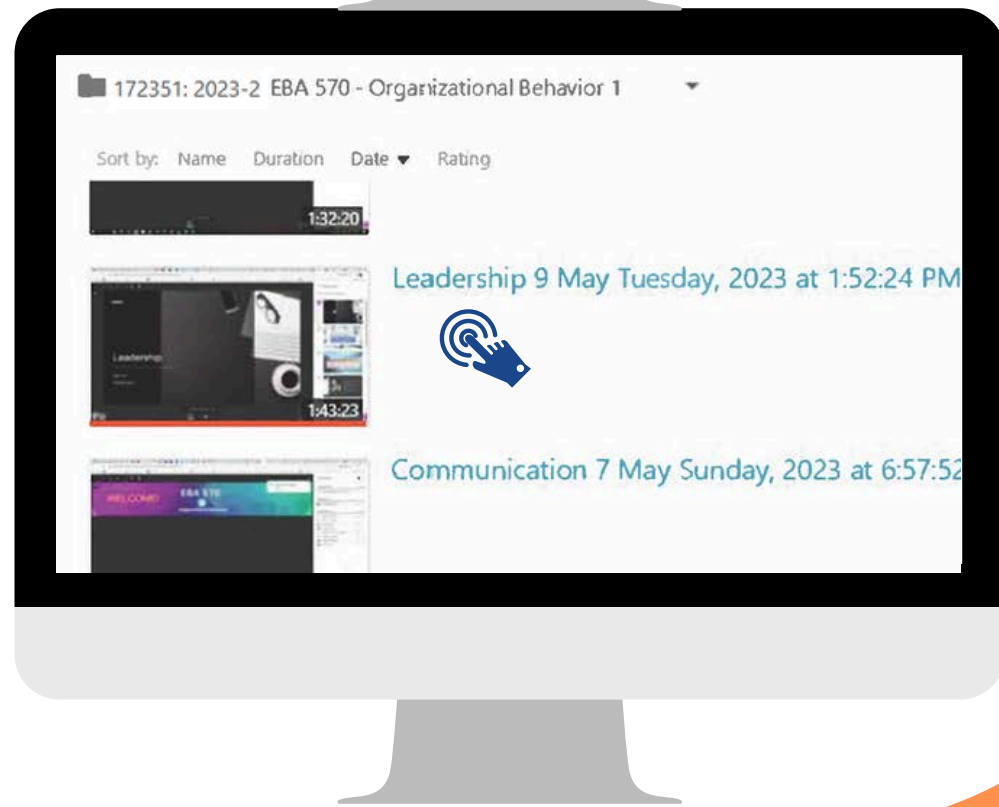
To access Panopto video recordings, login to Blackboard and select the course you want to see the recordings for.



Click on "**Panopto Video**" link in the course menu.



A new page will load and your class videos will be available for viewing.



# TLC (Teaching and Learning Center)

Teaching and Learning Center (TLC) is a research and application center founded in line with IUE's "excellence in education" strategic goal .

TLC aims to promote innovative and technology enhanced learning techniques to help IUE students to become lifelong learners and to inspire them to think critically.

Therefore, TLC provides support and training to instructors and students in all the instructional processes.

The manuals and guides prepared and collated by TLC are available on

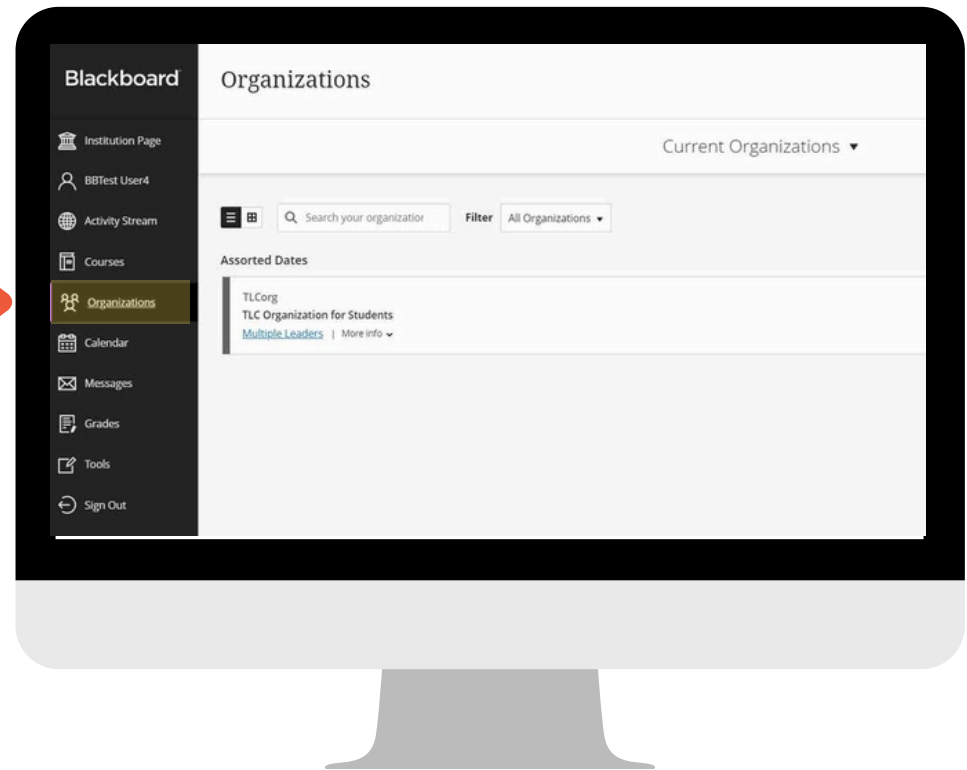
<https://www.ieu.edu.tr/tlc/en/ogrenciler-icin>





# TLC (Teaching and Learning Center)

You are advised to frequently visit the **TLC Organization for Students** page, which you can access through the **My Organizations** tab on Blackboard Learn.



## Academic Workshops

To support effective learning, **academic seminars** and **workshops** are held at Teaching and Learning Center.

Academic workshops are free and open to all IUE students.

The workshops cover a variety of topics from time management and exam anxiety to job interviews and applications.

Academic workshop calendar is available on the TLC website and on the **TLC Organization for Students** page, which you can access through the **My Organizations** tab on Blackboard Learn. To sign up for these workshops send an email to [TLC@ieu.edu.tr](mailto:TLC@ieu.edu.tr)





# STUDENT CODE OF CONDUCT

Izmir University of Economics (IUE) is an institution that upholds the highest standards in learning, teaching, research and other academic pursuits. Our community values respect, integrity, diversity, and inclusivity, and expects all members – students, faculty, and staff – to uphold these values in their interactions.

IUE is committed to providing students with the support and guidance necessary for their academic success. The Student Code of Conduct outlines the expected behavior for students, ensuring a positive, supportive and inclusive learning environment for all. By enrolling at IUE, students voluntarily accept responsibility for compliance with all University policies including the Code.

## STUDENT CODE OF CONDUCT



# Our Office



TLC@ieu.edu.tr  
4885803  
4885835  
4888225

Izmir University of Economics  
Block A, Ground Floor



Teaching and Learning Center - EKOEGITIM



iuetlc

Follow us on social media to keep up with our  
events and announcements!

