



# User Guide

## About This Guide

The AccessMedicine User Guide provides users with a detailed guide for exploring content and resources in the site. This guide describes much of the content in AccessMedicine, as well as details on how to create and use a MyAccess profile. Outlined here are unique and foundational content across the books library, quick reference items, infographics, drug monographs, multimedia collection, cases, study tools for exam prep, patient education items, and materials for hospital-based providers. However, given the breadth and scope of content in AccessMedicine, this guide does not provide a complete overview of all the resources in the site.

Along with the AccessMedicine support page on the [Access User Center](#) and the [AccessMedicine LibGuide](#), this user guide will provide users with the needed information for effectively deploying the resources in AccessMedicine for academics, research, and clinical practice.

## Contents

### **About AccessMedicine (p. 3)**

Why Is AccessMedicine Unique (p. 3)

Access App (p. 4)

### **MyAccess Profile (p. 4)**

How to Set Up Your MyAccess Profile in 3 Easy Steps (p. 4)

### **AccessMedicine Homepage (p. 6)**

### **Search Tools (p. 7)**

### **Books Library (p. 8)**

Check Out the Library (p. 8)

Chapter Task Bar (p. 8)

ReadSpeaker (p. 8)

Harrison's Principles of Internal Medicine, 21<sup>st</sup> Edition (p. 9)

Notetaking Tools (p. 9)

How to Download Content (p. 9)

### **Quick Reference (p. 10)**

2 Minute Medicine (p. 10)

Differential Diagnosis (p. 10)

Huppert's Notes (p. 10)

Diagnostic Tests (p. 10)

Goodman & Gilman's Annual FDA Approvals (p. 10)

Guidelines – Primary Care (p. 10)

QMDT (p. 10)

### **Infographics (p. 11)**

### **Drug Monographs (p. 11)**

### **Multimedia (p. 12)**

Auscultation Classroom (p. 12)

Diagnostic and Imaging Studies (p. 12)

Procedural Videos (p. 12)

Harrison's Pathophysiology Animations (p. 12)

Human Anatomy Modules (p. 12)

Complete Human Anatomy Modules (p. 12)

Human Anatomy Tours (p. 12)

Systems Modules (Regional and Focused Anatomy Modules) (p. 12)

Harrison's Podclass (p. 12)

Run The List Podcast (p. 12)

S2D: The Symptom to Diagnosis Podcast (p. 13)

### **Cases (p. 13)**

### **Study Tools (p. 14)**

Review Questions (p. 14)

Clerkship Topics (p. 14)

Flashcards (p. 14)

### **Patient Education (p. 15)**

### **Hospital Corner (p. 16)**

### **For Instructors (p. 16)**

### **Support (p. 17)**

### **Contact Us (p. 17)**

## About AccessMedicine

### What Is AccessMedicine?

**AccessMedicine** from McGraw Hill Medical is a comprehensive online medical resource that provides a complete spectrum of knowledge from the best minds in medicine with essential information accessible anywhere. Authoritative, trusted, and continuously updated with optimized content for any mobile device, AccessMedicine is guided by a preeminent [Advisory Board](#) that includes the medical field's top academic experts.

**AccessMedicine** provides medical students with a variety of resources needed to excel in basic science studies and clerkships; helps residents, nurse practitioners, and physician assistants with instant access to videos, self-assessment, and leading medical textbooks that facilitate decision-making at the point-of-care; and allows practicing physicians to review their medical knowledge to ensure the best patient outcomes.

### Why Is AccessMedicine Unique?

**AccessMedicine** delivers indispensable support and invaluable online solutions in medical education and clinical practice through these interactive features:

- **Leading medical textbooks** – More than 100 references help students and residents succeed throughout their medical education, including the latest editions of the world's most respected medical texts such as, *Harrison's Principles of Internal Medicine* and *CURRENT Medical Diagnosis & Treatment*. Find the full list of texts in AccessMedicine at: [accessmedicine.mhmedical.com/textbooks](http://accessmedicine.mhmedical.com/textbooks).
- **Extensive multimedia library** – A unique collection of examination and procedural videos, patient safety modules, audio files, and animations that feature complicated concepts presented in terms students can understand, including videos illustrating fundamental medical concepts drawn from the world's most trusted medical textbook, *Harrison's Principles of Internal Medicine*.
- **Differential Diagnosis Tool** – Connect to more than 1,000 diagnoses through **Diagnosaurus**<sup>®</sup>, a tool that saves you time by allowing you to browse by symptom, disease, or organ system at the point of care.
- **Multiple Quick Reference Tools**, including:
  - **Practice Guidelines** are annually updated guidelines from *Current Practice Guidelines in Primary Care* that assist in disease screening, prevention, and management by providing succinct digest versions of longer original guidelines.
  - **Diagnostic Tests**, from *Pocket Guide to Diagnostic Tests*, is a quick reference guide to the selection and interpretation of commonly used diagnostic tests, including laboratory procedures in the clinical setting.
  - **Quick Medical Dx & Rx** is a collection of concise evidence-based outlines of conditions and disorders most often encountered in medical practice – perfect for high-yield review or for quick reference in the clinical setting.
- **Self-Assessment** – Extensive Q&A from leading references such as *Harrison's Self-Assessment and Board Review* and the LANGE textbooks to assist students and residents in exam preparation.
- **Customizable Patient Education** – Comprehensive, reliable healthcare information for adults, pediatrics, and medicines available in multiple languages and for thousands of topics to help you help your patients understand their care and improve their health status.
- **Integrated Drug Database** – Look up dosing, indications, and adverse reactions quickly for generic and brand-name drugs with printable patient handouts presented in English and Spanish.

- **Infographics** – Over 600 high-yield summaries in 16 medical specialties.
- **Downloadable Images** – Tens of thousands of photos and illustrations to aid in visual diagnosis are available to save and download to presentations for educational purposes.
- **Cases** – A selection of cases from across the popular *Case Files™* series and *Pathophysiology of Disease* helps medical students better understand and evaluate real world experiences by offering questions to frame the case and approach to the patient.
- **CME** – Receive CME credit for searches and prepare for in-services, certification, and recertification with content that covers a broad area of medicine. Geared for practicing providers.

## Access App

As of April 10th, 2023, the AccessMedicine app will no longer be supported and will sunset in August 2023. We have a new Access app that is currently in a preview phase and will formally launch in August 2023. Current AccessMedicine app users can begin using the new Access app now during this preview phase and use the period between April and August to transition to the new Access app. The new Access app provides access to all the resources in the old app plus hundreds more books, videos, images, tools, and new personalization features. We will continue to add features to the new Access app prior to the formal launch in August 2023.

If you're an AccessMedicine app user, please download the new Access app here: [\[iOS link\]](#) [\[Android link\]](#).

## MyAccess Profile

### ***Unlock a Higher Level of Productivity with a MyAccess Profile***

Users create and login to their personal **MyAccess Profile** to unlock key features, such as:

- Work through challenging patient cases
- Create and take quizzes for board review and self-assessment
- Connect remotely off-site through VPN authentication
- Bookmark favorite content such as videos, images, tables, and chapters to view later
- Organize important content in folders
- Browse recently viewed content
- Receive alerts about important new content additions
- Download multiple images to PowerPoint with citations and references automatically populated

### ***How to Set Up Your MyAccess Profile in 3 Easy Steps***

- Go to [mhmedical.com](https://mhmedical.com) or navigate to any Access product homepage. Users will need to be on campus or connected to the institution's subscription online, e.g., the library webpage.
- Click on sign in feature in the upper right-hand corner of any page. Once there, click on "Create a Free MyAccess Profile."
- In the pop-up window, click "Create a Free MyAccess Profile."

For more information, see our [instructional flyer](#) to help you setup your MyAccess profile.

### ***Helpful Tip***

To keep your MyAccess Profile active, you must sign into your profile every 90 days while either on-site or through your institution or organization's VPN, website, or proxy server.

McGraw Hill Medical | Support | Subscribe | English

ACCESS Medicine®

Books | Quick Reference | Infographics | Drugs | Multimedia | Cases | Study Tools | Patient Ed | Hospital Corner

AccessMedicine Search AccessMedicine Search

Sign In | McGraw Hill Professional

Access Provided by: McGraw Hill Professional

Sign in or Create a Free MyAccess Profile

Sign Out

HARRISON'S INTERNAL MEDICINE

CURRENT Medical Diagnosis & Treatment 2022 LANGE

Goodman & Gilman's THE PHARMACOLOGICAL BASIS OF THERAPEUTICS

Huppert's Notes

TRANSGENER AND GENDER DIVERSE HEALTH CARE

QUICK Medical Diagnosis & Treatment 2022 LANGE

## AccessMedicine Homepage


### Check Out the New Homepage

- On the [AccessMedicine homepage](#), users will find news and updates related to AccessMedicine on the homepage, including trending daily medical topics. It has everything from the AccessMedicine channel to case, test question, or image of the week, as well as new titles and popular chapters among the AccessMedicine user community. The AccessMedicine homepage may also feature some of the latest information, infographics, and medical guidance on public health and infectious diseases like COVID-19 and Monkeypox.

Each week on our [AccessMedicine Channel](#), we take a closer look at one particular topic that's trending in breaking medical news. Learn more about this week's topic and follow us on Facebook, Twitter, and LinkedIn so you can stay in the loop.

[Browse Books by Topic](#)   [Get Alerts](#)


#### Harrison's Channel



AccessMedicine Channel, Harrison's...  
**Harrison's 21st edition now online!**


Michael Doub  
Mar 11, 2022

#### Infographic Guide to Medicine



The infographics on AccessMedicine are a collection of over 600 one-page medical infographics that are high-yield summaries to serve as a point of entry into core foundational content.

#### Monkeypox Outbreak



We are excited to announce a new resource from the *The Infographic Guide to Medicine*. The Monkeypox Infographic provides a quick look at the key symptoms and diagnostic features of the disease.  
[Please click here](#) to download the infographic.


[Back To Top](#)

#### MyAccess

**Sign in to Activate More Features:**

- Use your Institution's Access sites from **anywhere**.
- Save** your favorite content across all Access sites.
- Organize your favorites into customizable **folders**.

#### New on AccessMedicine



#### Popular Chapters on AccessMedicine

- 82: Genes, the Environment, and Disease**  
Harrison's Principles of Internal Medicine
- Chapter 11: The Circulatory System**  
Junqueira's Basic Histology: Text and Atlas, 15e
- Chapter 11: Cardiovascular Disorders: Vascular Disease**  
Pathophysiology of Disease: An Introduction to Clinical Medicine, 8e

## Search Tools

The search feature in AccessMedicine is simple and easy to use. You can learn more about the search feature by [watching this tutorial](#) on the Access User Center.

### Search Box

In AccessMedicine, you can search for resources across all content types:

- Auto-suggest appears as you type (can be disabled)
- Get the same search results by combining terms together or by using AND
  - e.g., *asthma pediatrics* = *asthma AND pediatrics*

### Search Builder

To the left of your search results, search builder allows you to:

- Focus the search by modifying your terms (keyword, title, author, ISBN)
- Filter results by format (chapter, tables, cases, images, multimedia, etc.)
- Narrow results by textbooks and topics

### Federated Search

A federated search expands your results from AccessMedicine to include results from other McGraw Hill Access Medical sites:

- Use the dropdown menu to the left of the search bar to select federated search
- Search builder elements above apply
- Green dot in search results indicates the item is available in your subscription
- Use the “Availability” filter to the bottom left of the search results to filter by results available in your subscription(s)

The screenshot shows the search interface for 'asthma pediatrics'. At the top, there is a search bar with a dropdown menu set to 'AccessMedicine' and a search button. Below the search bar, the results are displayed. On the left side, there is a 'Modify Search' section with a 'Keyword' dropdown set to 'asthma pediatrics' and buttons for 'Add Term' and 'Update'. Below that is a 'Filter Results' section with a 'FORMAT' filter. The results are listed as 'QUICK REFERENCE RESOURCES' and include three items, each with a green '2m' icon indicating availability in the subscription. The first item is 'Many new pediatric asthma cases attributable to obesity' (November 27, 2018). The second is 'Evidence-based interventions for pediatric asthma successfully adapted for community health centers' (May 10, 2017). The third is 'Strong family relationships associated with improved asthma symptoms in dangerous neighborhoods' (July 18, 2019).



## Books Library

The **Books** tab in AccessMedicine provides some of the leading current, authoritative text resources organized into categories in the left-hand sidebar, including basic sciences, critical care, endocrinology, internal medicine, family medicine, and many other disciplines.

### Check Out the Library

- [Complete Full-Text Library](#)
- [Archived Textbooks](#)
  - In the archived textbooks page, browse previous editions of textbooks hosted on AccessMedicine purposes of reference.

### Chapter Task Bar

- Each chapter in AccessMedicine texts features a **Chapter Task Bar** with user output functions, including skipping to chapter sections, printing, sharing, generating citations, and searching. Users also have the option to download chapters and chapter sections as PDFs. [Watch this tutorial](#) to learn more about the chapter task bar.



## Chapter 11: Lifestyle Medicine

Beth Frates; Mark D. Faries; David L. Katz

### ReadSpeaker

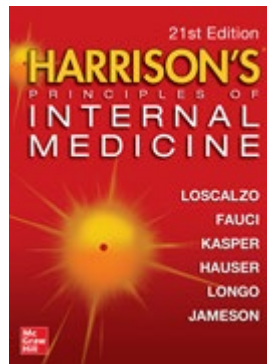
- Each text and chapter sections in AccessMedicine includes **ReadSpeaker** text-to-speech accessibility tool indicated with the icon tool below. Users can adjust the tool's settings using the gear icon, including highlighting levels and text coloring. [Watch this tutorial](#) on the to learn more about ReadSpeaker.



Books Library (continued)

**Harrison's Principles of Internal Medicine, 21<sup>st</sup> Edition**

- [Harrison's Principles of Internal Medicine, 21<sup>e</sup>](#), is the world's most trusted clinical medicine text—and a superb resource for learning the art and science of clinical reasoning. Recognized by healthcare professionals worldwide as the leading authority on applied pathophysiology and clinical medicine, Harrison's Principles of Internal Medicine provides the informational foundation you need for the best patient care possible. This new edition is fully updated with timely new chapters and essential updates across the spectrum of internal medicine. For more information on *Harrison's Principles of Internal Medicine, 21<sup>st</sup> Edition*, see the [McGraw Hill Professional page](#).

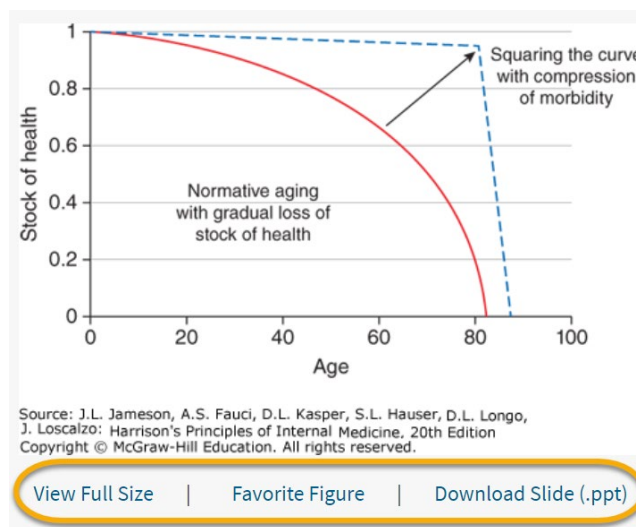


**Notetaking Tools**

- **Hypothes.is** annotation tool allows users to take and share digital notes in each text on AccessMedicine. [Watch this tutorial](#) to learn more about Hypothes.is.

**How to Download Content**

- In AccessMedicine, figures and tables can be downloaded (figures as PowerPoint slides with full citation attribution and tables as PDFs), viewed enlarged and in context within the text, and saved to your favorites in MyAccess profile.
- [View this guide](#) to learn more about downloading figured and tables.



## Quick Reference

The **Quick Reference** tab in AccessMedicine provides immediate answers and differential diagnoses for a range of common clinical scenarios.

### 2 Minute Medicine

- Expert physician publishing group founded out of Harvard Medical School that provides medical reports of breaking medical literature and seminal studies in medicine. Use “Search Within” function to quickly and easily find reports. [Watch this tutorial](#) to learn more about 2 Minute Medicine.

### Differential Diagnosis

- Differential diagnosis information for thousands of symptoms, signs, and diseases.

### Huppert's Notes

- Huppert's Notes: Pathophysiology and Clinical Pearls for Internal Medicine* helps users bridge the gap between pathophysiology and clinical medicine in a succinct outline of core internal medicine topics. Users will find concise descriptions of common medical conditions with diagnostic and management pearls, as well as high-yield diagrams and tables to emphasize key concepts.

### Diagnostic Tests

- Quick reference guide to commonly used diagnostic tests, including lab procedures in the clinical setting, common lab tests, diagnostic imaging tests, electrocardiography, etc.

### Goodman & Gilman's Annual FDA Approvals

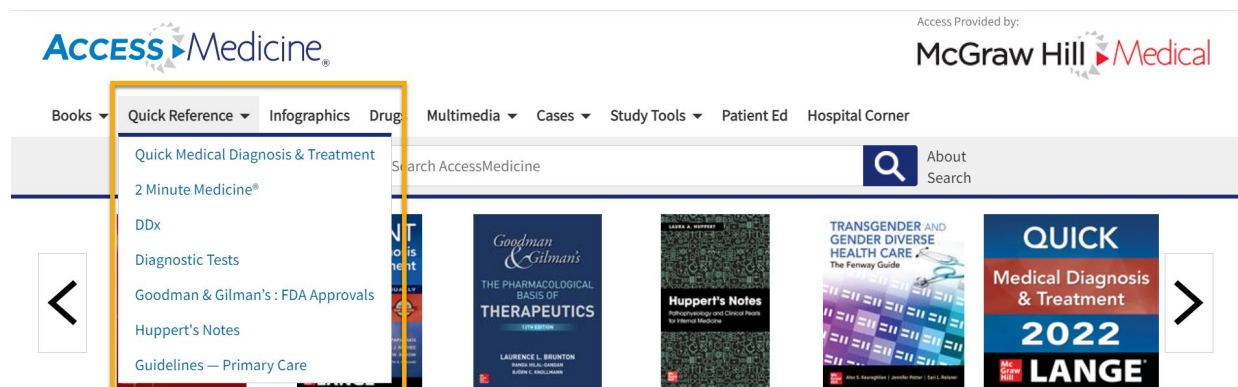
- This feature represents a more succinct and easy-to-navigate interpretation of *Goodman & Gilman's* content to more easily learn the recent additions and changes to drugs.

### Guidelines – Primary Care

- Current practice guidelines in primary care to review the latest disease screening, prevention, and management regimens.

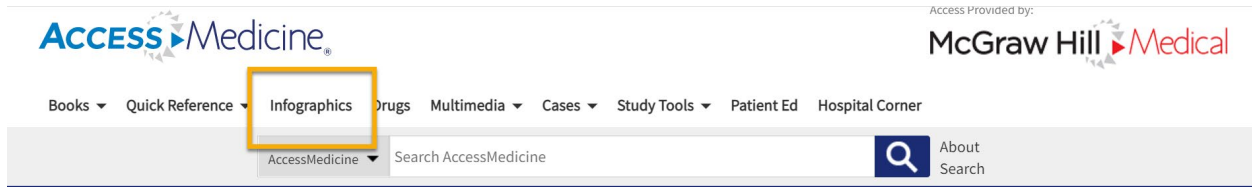
### QMDT

- Quick Medical Diagnosis and Treatment (QMDT)* provides concise, evidence-based point-of-care resource outlining diagnosis and treatment information for common conditions and disorders in a quick reference format.



## Infographics

The [Infographics](#) tab in AccessMedicine are a collection of over 600 one-page medical infographics that are high-yield summaries spanning 16 specialty areas that also serve as a point of entry into our core foundational content. The infographics can be downloaded, shared, saved to My Favorites, and printed and link to related content in AccessMedicine.



### The Infographic Guide to Medicine



## Drug Monographs

The [Drugs](#) tab in AccessMedicine is an integrated drug database of thousands of drugs organized by generics, drug classes, and trade names. Specific drug data includes international brand names. Patient education handouts are available written in clear terms to ensure patients have access to information needed to understand how to take medications and address to common questions.

Drug monograph data includes clinical pharmacology, indications and usage, contraindications, warnings and precautions, information for pregnancy and lactation, adverse reactions, drug interactions, dosing, administration, storage and compatibility, monitoring, pricing, and references.

[Watch this tutorial](#) to learn more about the drug monographs.

**Drug Monographs**


- All Drugs
- Generics
- Trade Names
- Drug Classes
- Patient Handouts

All Drugs > A

Search Drugs

**Abatacept**

- Basics
- Clinical Pharmacology
- Indications & Usage
- Contraindications
- Warnings/Precautions
- Pregnancy & Lactation
- Adverse Reactions
- Interactions
- Dosing
- Administration
- Storage & Compatibility
- Monitoring
- Patient Education
- Additional Information
- Pricing
- References

Images	Description
 <p>Formulation Details</p>	Orencia [B-M SQUIBB U.S. (PRIMARY CARE)] 250 mg
View all	

## Multimedia

The **Multimedia** tab in AccessMedicine offers a robust library of instructional videos, including physical exam, basic and advanced procedures; patient interview; diagnostic and imaging studies; lectures for a flipped classroom pedagogy; animations; and more. Some of the multimedia resources are highlighted below.

### [Auscultation Classroom](#)

- The Auscultation Classroom provides users with the ability to hear an abnormal heart sound, while simultaneously watching a graphic of the intracardiac abnormality that is occurring. The students learn proper auscultation techniques for each murmur. The modules also discuss basics regarding clinical findings associated with the murmurs.

### [Diagnostic and Imaging Studies](#)

- We have more than 70 video clips of foundational diagnostic and imaging studies in five different specialties: Cardiovascular, fetal ultrasound, gastrointestinal, pulmonology, and rheumatology.

### [Procedural Videos](#)

- The most complete collection of detailed procedural videos online designed to help users through basic and advanced skills procedures, interventions, and applications of decision rules. Features more than 860 videos and animations.

### [Harrison's Pathophysiology Animations](#)

- These animations explain complex pathophysiology concepts in easy-to-understand brief videos. Each episode covers a disease mechanism. Nationally regarded educator Scott Stern MD from the University of Chicago wrote and narrated each episode.

### [Human Anatomy Modules](#)

- Complete Human Anatomy Modules:
  - These interactive modules allow for visualization of the human body in an interactive, 3D format where both male and female anatomy modules can be viewed. Choose a module and then use the options on the left-side to explore the module.
- Human Anatomy Tours:
  - These focused, 3-D modules guide medical students through systems-based tours of the human anatomy to help users learn anatomy in a systems-based, interactive format.
- Systems Modules (Regional and Focused Anatomy Modules):
  - This is a collection of over 300 interactive, 3-D modules across 17 specialties designed to deliver a focused learning experience while also offering a deep-dive into our core foundational textbooks.

### [Harrison's Podclass](#)

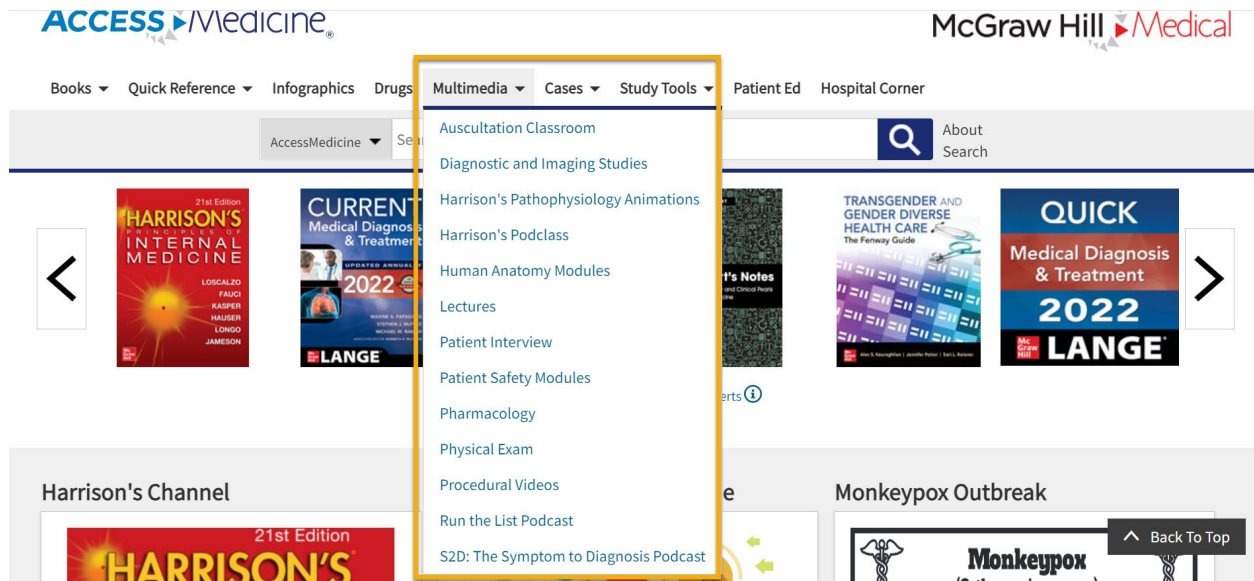
- Over 100 episodes on key principles of internal medicine, around board-style case vignettes from the acclaimed *Harrison's Self-Assessment and Board Review*.

### [Run The List Podcast](#)

- Medical education podcast designed for medical students, new residents, and all learners looking for a high-yield review in internal medicine. Concise episodes guide listeners through the diagnosis, management, and clinical pearls for common internal medicine problems.

**S2D: The Symptom to Diagnosis Podcast**

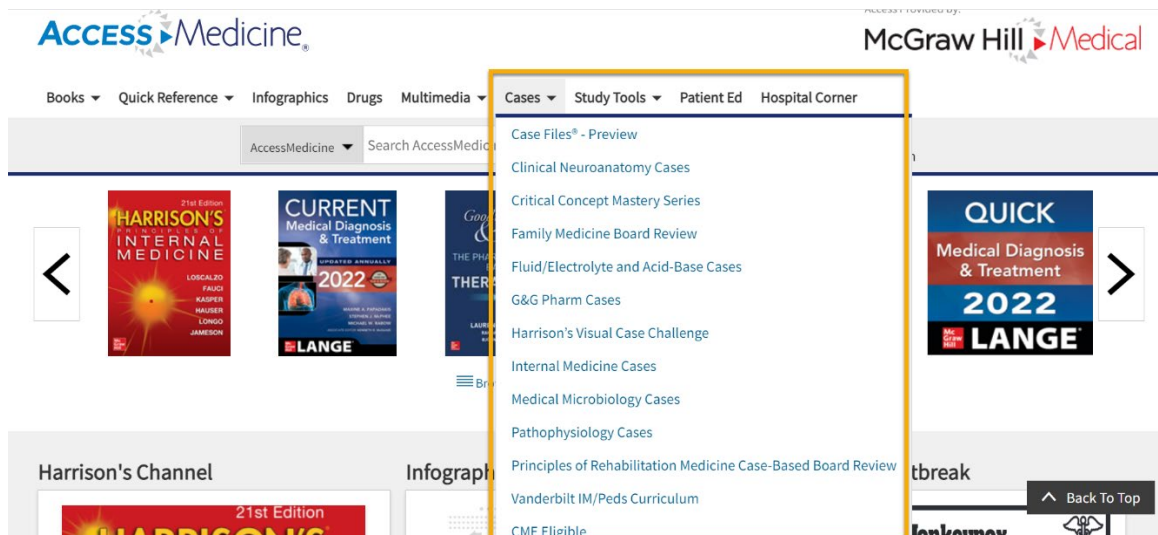
- A case-based discussion of signs, symptoms, and diagnostics tests to improve clinical reasoning and evidence-based practice. The S2D Podcast supplements topics in the *Symptom to Diagnosis* title in AccessMedicine.



**Cases**

The **Cases** tab in AccessMedicine provide materials for short, targeted case-based learning that require students to think critically about the content. They vary slightly but for each case, you get a patient history and systems review, some short answer questions, clinical pearls, and references.


Cases are durable URL-enabled. Instructors can copy the browser URL and embed in an LMS to assign to students to complete. Cases include comprehension quizzes, and the results can be emailed, e.g., student to instructor.





Cases (continued)

Home > Case Files: Pathology 2e >



View Contents

< Case 26 / 6 >

Notice

Dedication

Contributors

Acknowledgments

Introduction

Applying the Basic Sciences to Clinical

## Pneumococcal Pneumonia

Authors: Eugene C. Toy; Margaret O. Uthman; Uthman Ed; Earl J. Brown

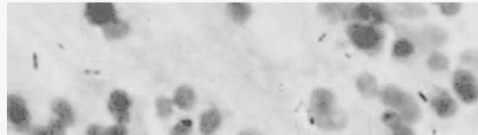
Case Approach Pathology Pearls References Comprehension Questions

Listen

A 78-year-old man is brought to the emergency department. For the last several days he has had fatigue, malaise, fever, and a productive cough. A chest radiograph shows consolidation in the right lower lobe. A Gram stain of the sputum shows a predominance of gram-positive cocci in pairs and chains (see Figure 26-1).

FIGURE 26-1.

Gram stain. (Reproduced, with permission, from Kasper DL, Braunwald E, Fauci AS, et al., eds. Harrison's Principles of Internal Medicine, 16 ed. New York: McGraw-Hill, 2004:810.)



## Study Tools

### Review Questions

The **Study Tools** tab in AccessMedicine provides thousands of review Q&A designed to help residents, clerks, and physicians are available under. With the review texts, users can generate random and custom review question quizzes from texts sorted into basic sciences and clinical practice categories.

### Clerkship Topics

Clerks have access to a curated collection of study materials brings together all clerkship specific resources and covers every major topic of the internal medical clerkship, featuring select chapters and cases, including text references, case files, and videos on essential concepts and procedures clerks may observe or assist in during their rotation.

### Flashcards

Gamification study tools are provided to users through a select set of interactive flashcard content that enables users to drill down by resource and/or topic to focus in on areas of weakness.

[Watch this tutorial](#) to learn more about the flashcards in AccessMedicine.

## Study Tools

Flashcards
Play Showdown!
Review Questions
Basic Sciences
Anatomy and Physiology
Biochemistry
Epidemiology & Biostatistics
Microbiology
Pathology & Histology
Clinical Practice & Board Review



### Medical Epidemiology: Population Health and Effective Health Care, 5e

Raymond S. Greenberg  
Copyright | Notice | Preface | Authors

Go to Book

NOTE: A quiz may not include more than 250 questions. Quizzes cannot be saved mid-progress.

Create Random Quiz

10 of 167 available

Start Quiz

Create Custom Quiz

Generate a custom quiz from the topics below.

0 of 10 available Chapter 1. Introduction to Epidemiology

0 of 10 available Chapter 2. Epidemiologic Measures

0 of 10 available Chapter 3. Patterns of Occurrence

## Patient Education

Customizable handouts providing comprehensive, reliable healthcare information are available for adults, pediatrics, and medicines advisors in multiple languages. The [Patient Education](#) handouts are written in clear terms to ensure patients have access to needed information and are updated quarterly. If you are signed into your MyAccess profile, you can customize the handout using the "Customize" tool.

[View this guide](#) to learn more about patient education handouts.

ACCESS Medicine

McGraw-Hill Medical

Books Quick Reference Drugs Multimedia Cases Study Tools Patient Ed Hospital Corner

AccessMedicine Search AccessMedicine About Search

### Patient Education Handouts

Adult Advisor  
Medicines Advisor  
Pediatric Advisor

Print Download PDF Email **Customize**

#### A1C Test for Diabetes

Adult Advisor 2019.4 © 2018 Change Healthcare LLC and/or one of its subsidiaries

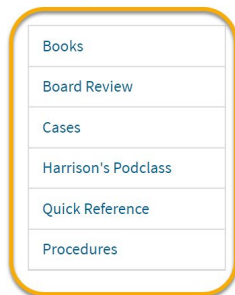


## Hospital Corner

The [Hospital Corner](#) tab in AccessMedicine is made of curated content from the site reviewed and selected for advanced learners at the resident trainee level and above. Resources include selected textbooks, board review and advanced clinical cases and questions, quick reference materials for the point-of-care, and procedure videos to hone intervention skills. The healthcare business titles needed to complete important quality improvement and patient safety projects are only found under the “Books” tab here in the Hospital Corner.

[Watch this tutorial](#) to learn more about the Hospital Corner resources for practicing providers.

### Hospital Corner



Selected content for practicing providers



#### Books

Selected readings for practicing clinicians in all patient care environments.



#### Board Review

Prepare for boards with our renowned resources.



#### Cases

Test your clinical knowledge by using our proprietary cases as a guide.

## Instructor's Resources

The new “For Instructors” page is where healthcare educators can access their McGraw Hill Medical teaching materials. Instructor resources are available for AccessMedicine, AccessPharmacy, and AccessPhysiotherapy.

Instructor resources are only provided to educators. You must have a MyAccess profile to access the resources. [Click here](#) to learn more about creating a MyAccess profile.

To request access, please email [CustomerSuccess@mheducation.com](mailto:CustomerSuccess@mheducation.com) from your institution's email account (not your personal Gmail, Hotmail, etc.) and include your email signature.

Once Customer Success has confirmed your educator status, they will enable your access to the resources on your MyAccess profile.

Resources are currently available for the following titles as of September 21, 2022:

- *Basic & Clinical Pharmacology, 15e*
- *The Big Picture: Gross Anatomy, 2e*
- *Junqueira's Basic Histology Text and Atlas, 16e*
- *Katzung & Trevor's Pharmacology: Examination & Board Review, 13e*
- *Neuroanatomy: Text and Atlas, 5e*
- *The U.S. Healthcare Ecosystem: Payers, Providers, Producers*
- *Understanding Health Policy: A Clinical Approach, 8e*

## Support

The [Access User Center](#) features additional support tools for self-guided help when using Access medical collections. Resources are provided in the menu and organized by site, i.e., AccessMedicine, AccessPhysiotherapy, etc. User supports include tutorials, guides, and author interviews, as well as marketing and promotional materials.

The [AccessMedicine page](#) on the Access User Center which features the complete suite of tutorials, guides, and other helps to ensure a user's self-guided, effective use of AccessMedicine.

Also, new to users is the [AccessMedicine LibGuide](#) linked through the AccessMedicine page on the Access User Center. This resource features additional guidance on how to navigate and use the site, DEI (diversity, equity, and inclusion) content, and links to user resources.

## Contact Us

For further questions and help, please email **Customer Success** at **McGraw Hill** at [CustomerSuccess@mheducation.com](mailto:CustomerSuccess@mheducation.com).