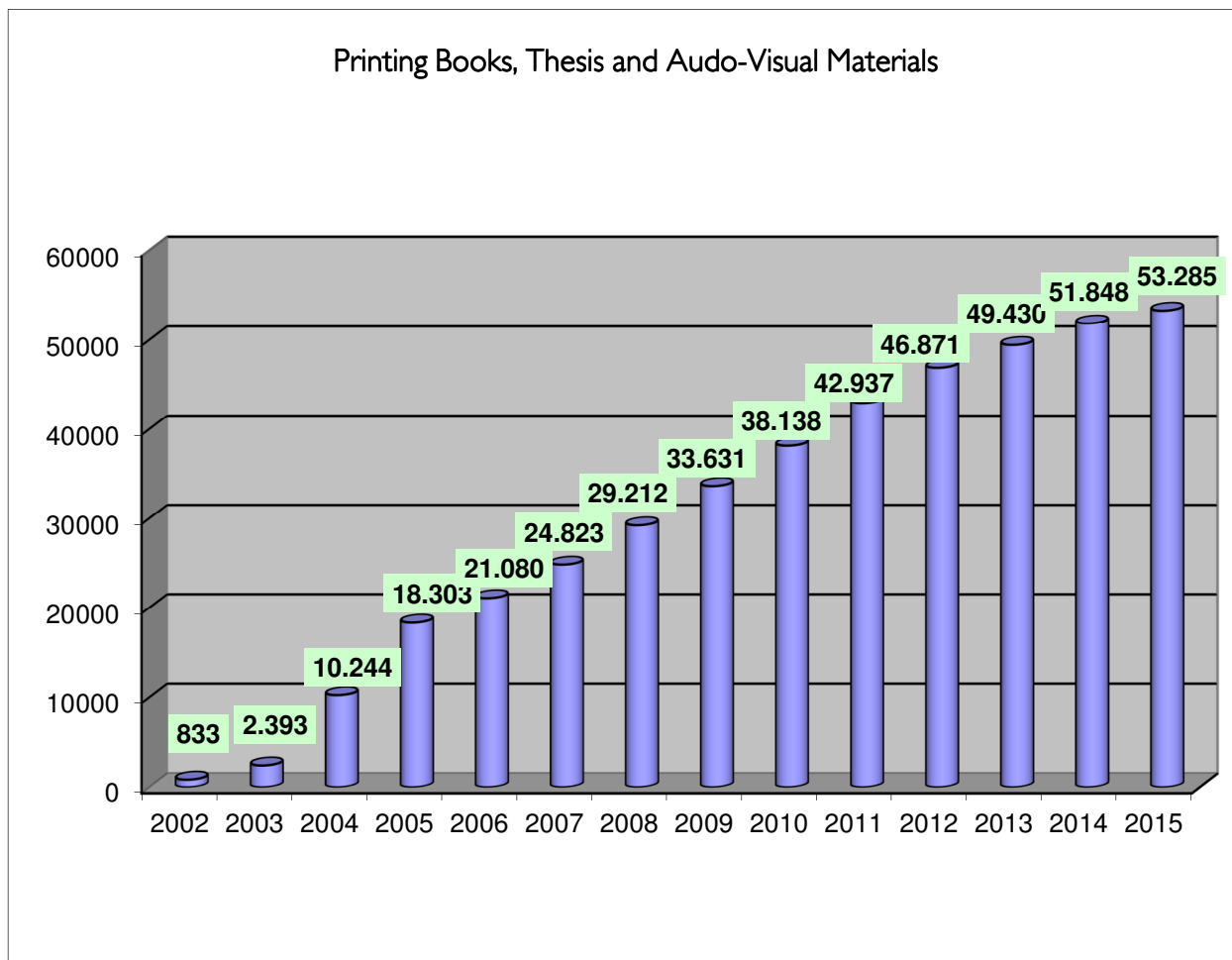
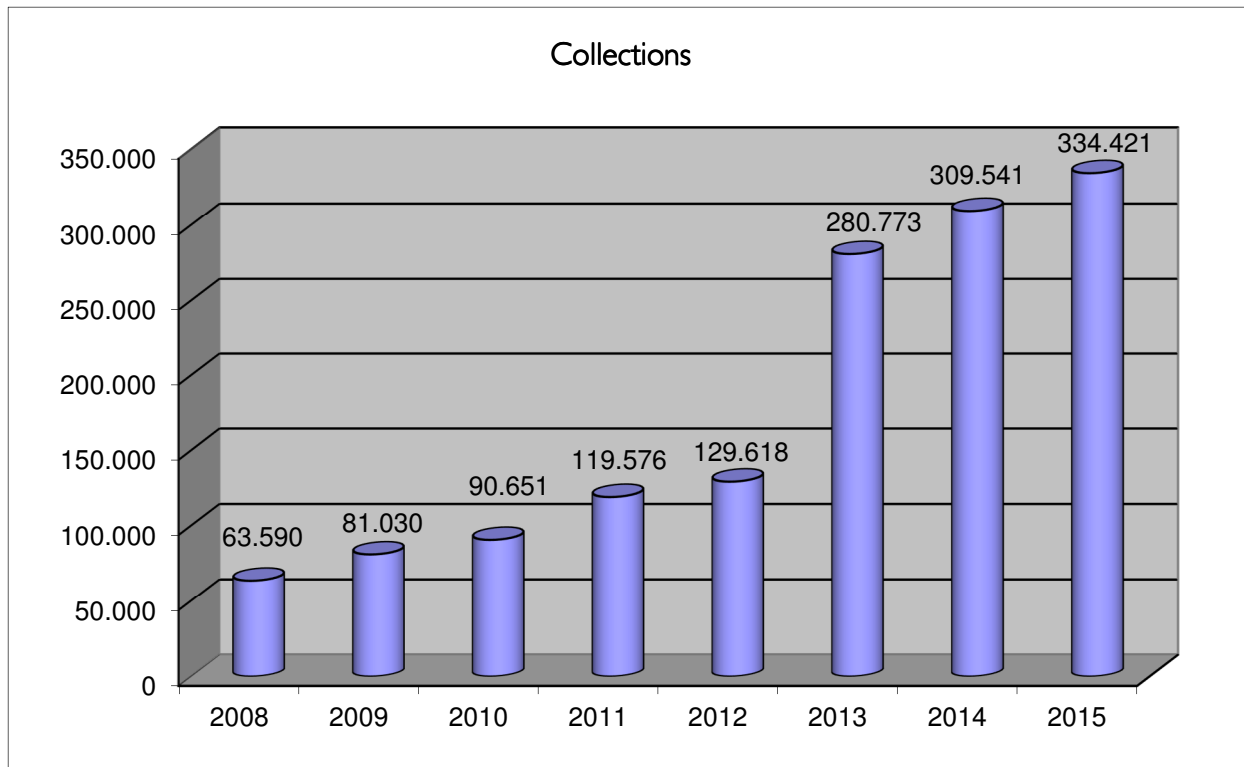
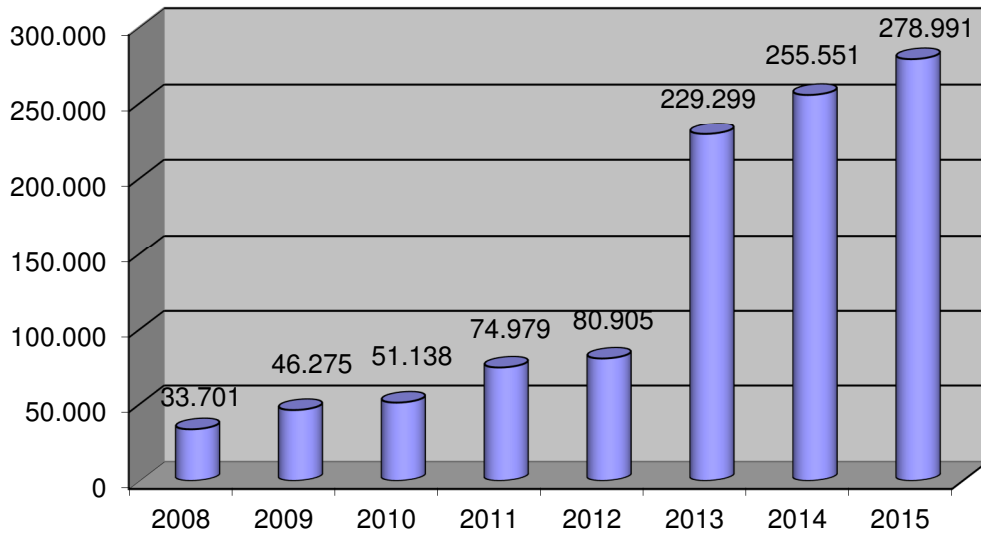


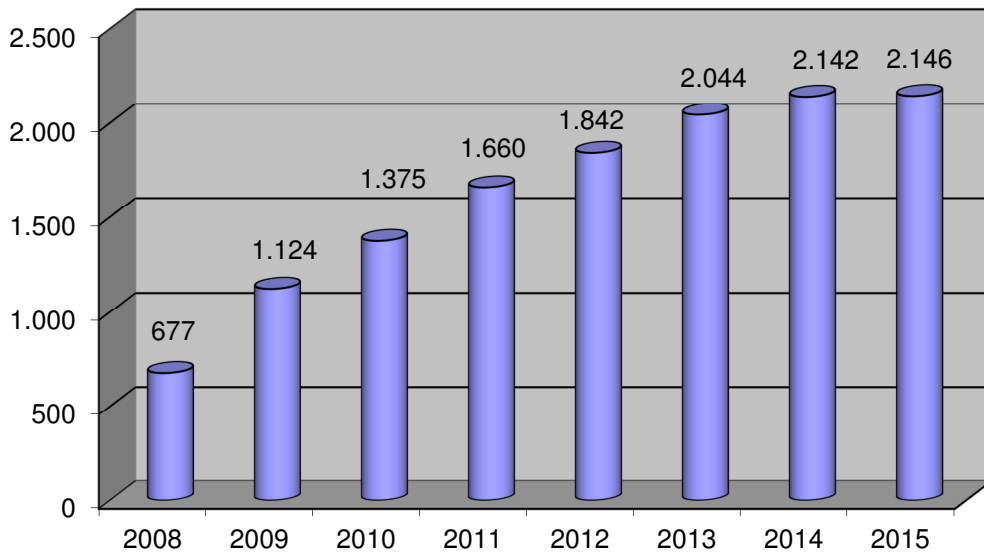
COLLECTIONS



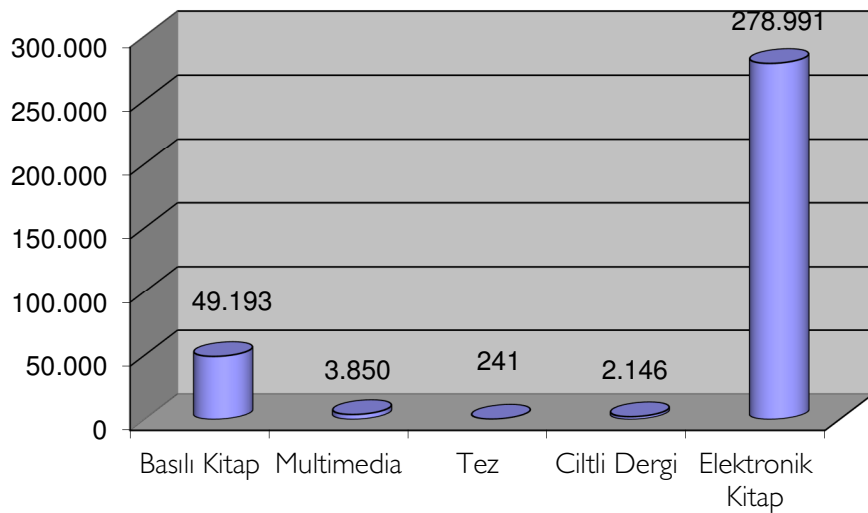
E-Books



Bounded Journals



Materials Type - 2015

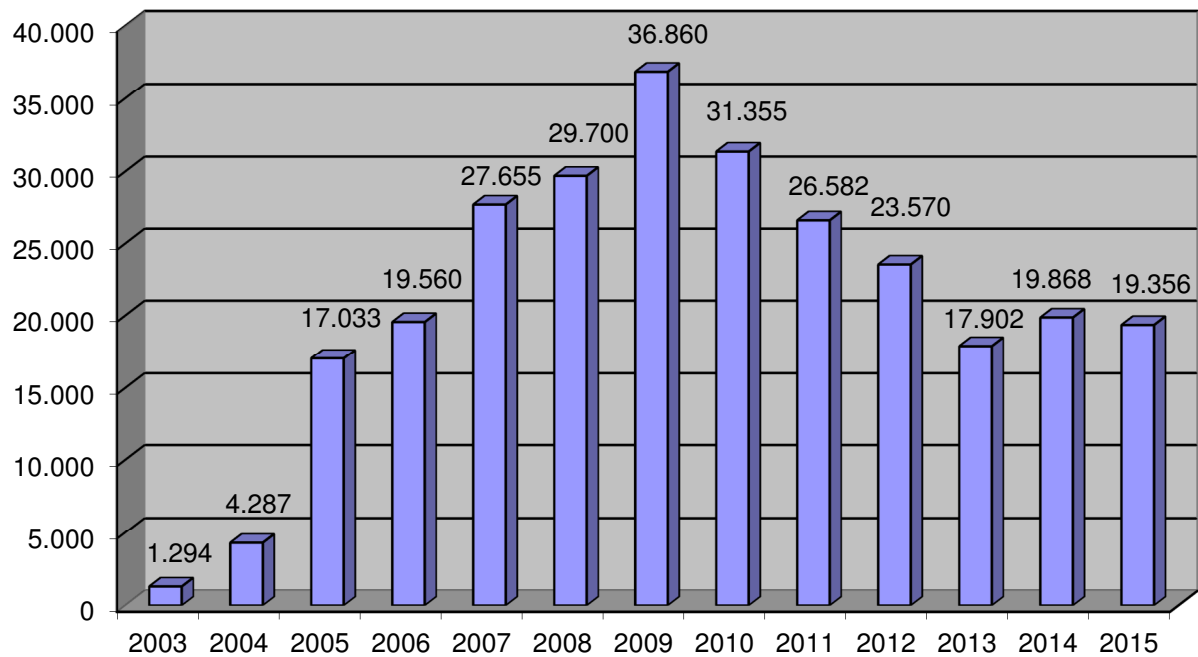


CIRCULATIONS

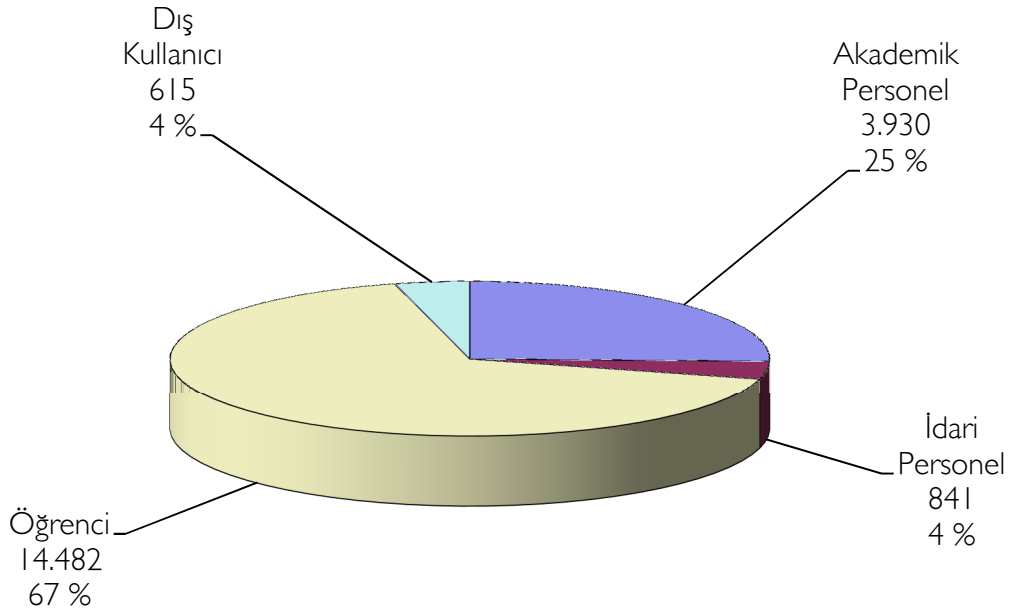
Circulation Figures by User's Group

Year	Academicians	Staff	Students	Others	Total
2003	109	51	1.134	-	1.294
2004	345	88	3.838	16	4.287
2005	2.985	288	11.536	2.224	17.033
2006	4.299	489	11.581	3.191	19.560
2007	6.460	813	17.768	2.614	27.655
2008	6.574	998	20.475	1.653	29.700
2009	7.813	1.203	26.561	1.283	36.860
2010	8.270	1.011	21.025	1.049	31.355
2011	6.985	940	17.774	883	26.582
2012	6.693	1.156	14.992	729	23.570
2013	5.170	926	11.064	742	17.902
2014	3.930	841	14.482	615	19.868
2015	4.164	606	10.925	661	16.356

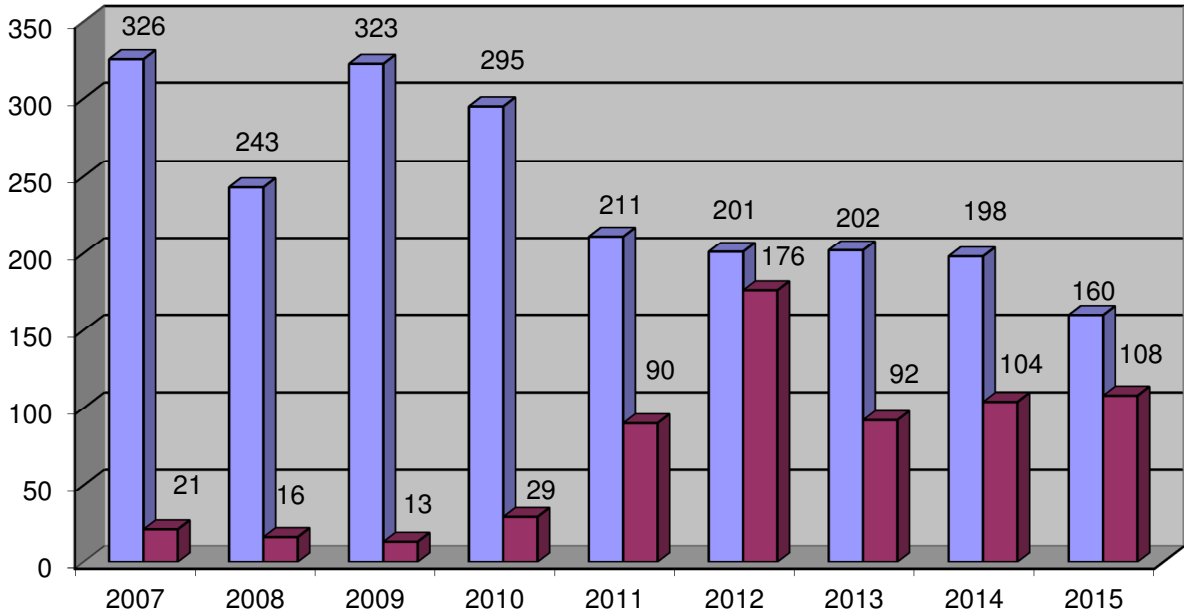
Circulation Figures - 2015



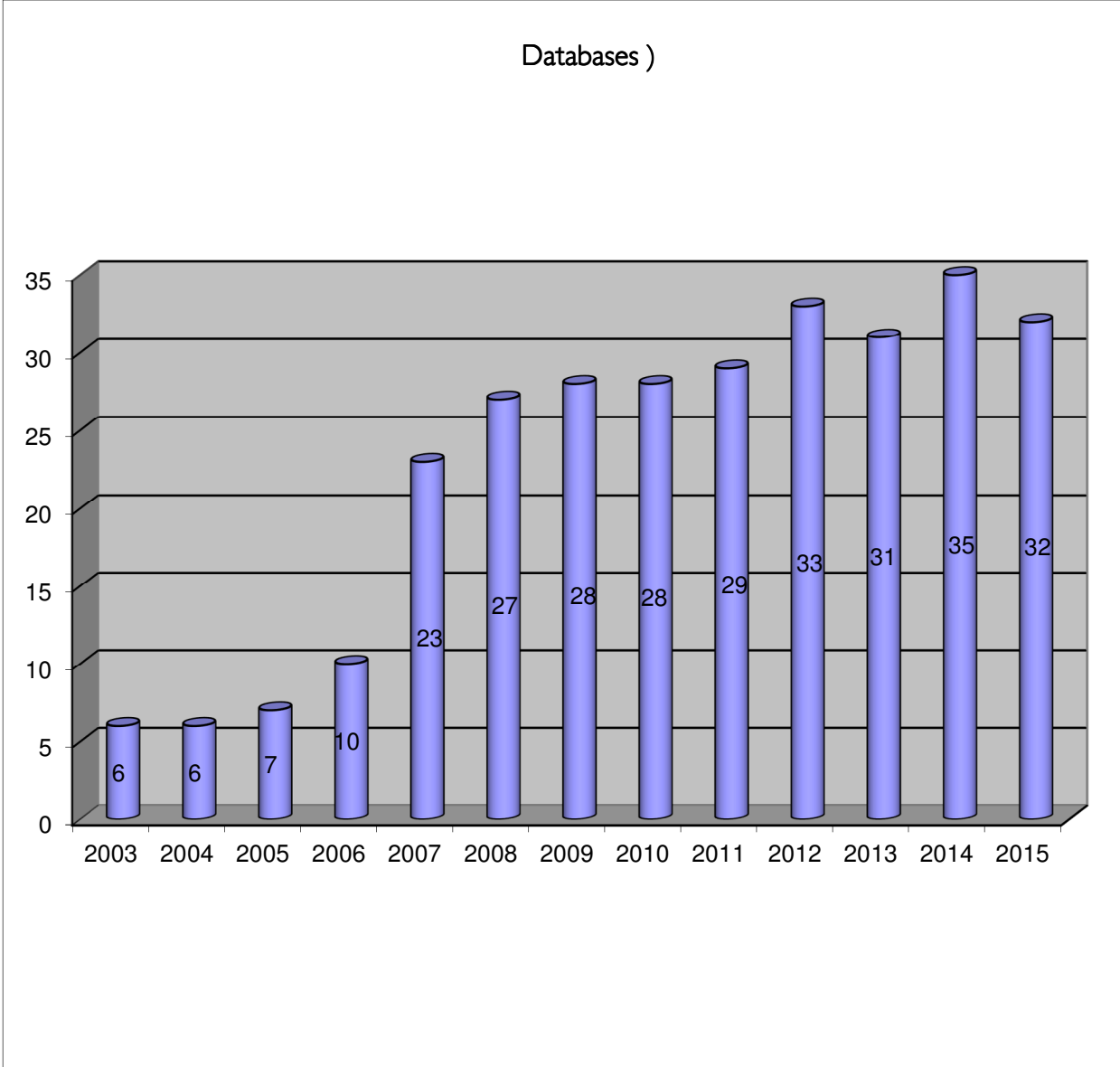
Circulation Figures - 2015



ILL Figures



DATABASES STATISTICS



Databases Usage Figures (A-L)

Yillar	ABI/ Inform	Book Citation Index	Cambridge Journals	Communication Mass Media	Ebrary	Ebsco Host	Ebsco E-Book	Elsevier E-Book	Hein Online	IEEE	iThenticate	Jstor
2003	-	-	-	-	-	2.728	-	-	-	-	-	-
2004	-	-	-	-	-	16.260	-	-	-	-	-	-
2005	216	-	-	-	-	32.499	-	-	-	-	-	-
2006	4.546	-	-	-	-	36.195	-	-	-	-	-	-
2007	6.614	-	-	-	42.994	52.060	-	-	-	-	-	6.522
2008	2.815	-	-	-	40.856	159.025	-	-	-	-	-	7.588
2009	2.210	-	-	-	18.679	534.478	-	-	-	-	-	27.995
2010	1.905	-	-	-	8.089	174.222	-	-	-	-	-	16.967
2011	873	-	-	-	3.720	156.310	-	-	-	1.358	22	12.388
2012	2.769	-	-	-	1.727	138.914	-	333	-	1.105	207	10.719
2013	2.988	15.192	-	3.415	1.095	213.621	-	252	381	739	163	8.552
2014	1.160	7.639	370	698	4.646	17.145	3.073	355	966	2.117	825	7.893

Databases Usage Figures (M-Z)

Yillar	Math SciNet	Oxford Jomals	Ovid LWW	PsycArticles	PsycINFO	Sage	Science Direct	Scopus	Springer	Taylor & Francis	Web of Knowledge	Wiley
2003	-	-	-	-	-	-	-	-	-	-	-	-
2004	-	-	-	-	-	-	-	-	-	-	-	-
2005	4.947	-	-	-	-	-	-	-	-	-	-	-
2006	8.359	-	-	-	-	-	-	-	-	-	-	-
2007	6.663	-	-	-	-	-	-	-	-	-	-	-
2008	5.486	589	-	6.904	6.305	-	-	-	-	-	-	-
2009	7.230	1.015	-	16.998	28.026	-	-	-	-	-	-	-
2010	9.802	1.097	-	38.094	16.832	-	-	-	-	-	-	1.207
2011	6.128	1.021	-	28.825	35.123	-	-	-	3.049	2.211	16.810	3.319
2012	2.795	1.038	-	26.279	28.333	2.061	-	-	2.309	2.494	49.184	3.563
2013	1.669	-	-	15.994	21.622	2.738	5.079	-	3.118	5.716	15.751	3.780
2014	3.069	289	325	2.542	1.904	2.570	23.023	122	2.663	5.528	12.431	3.886