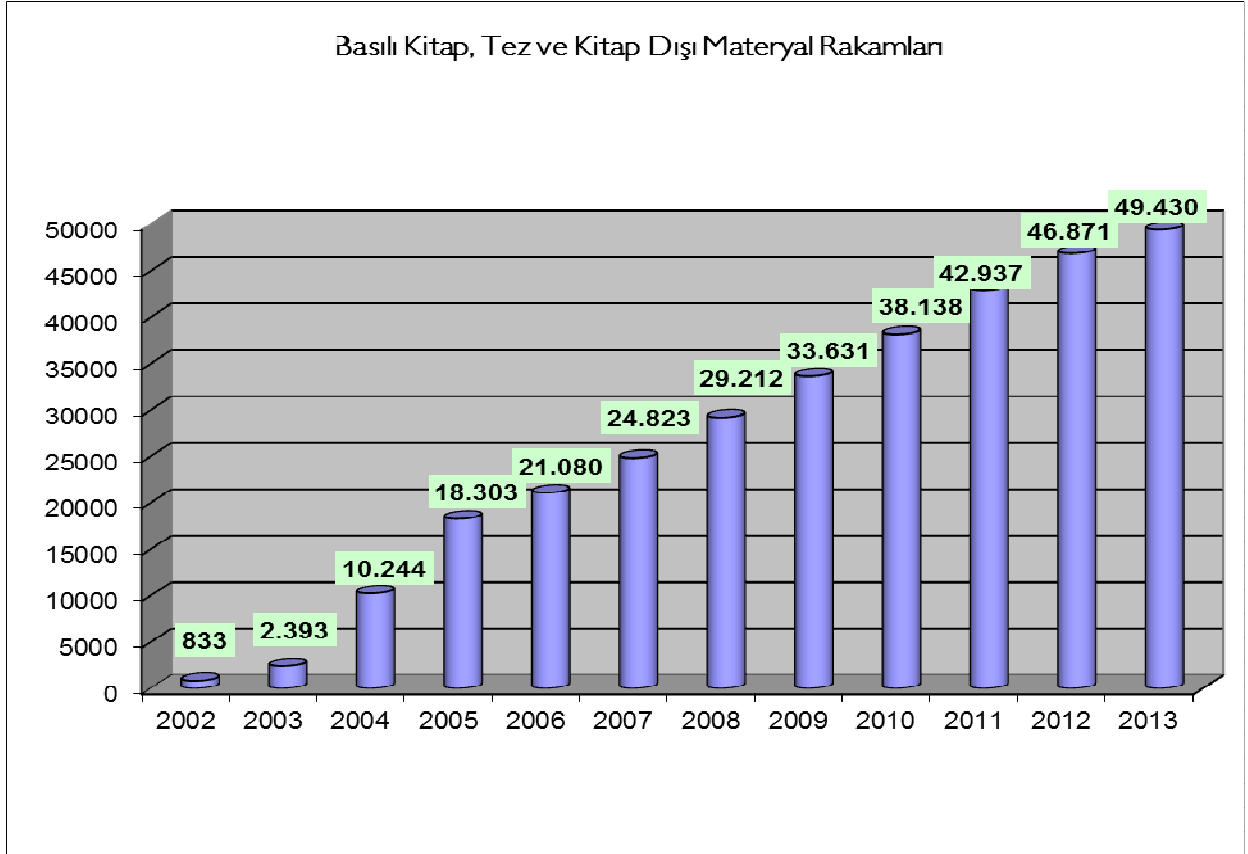
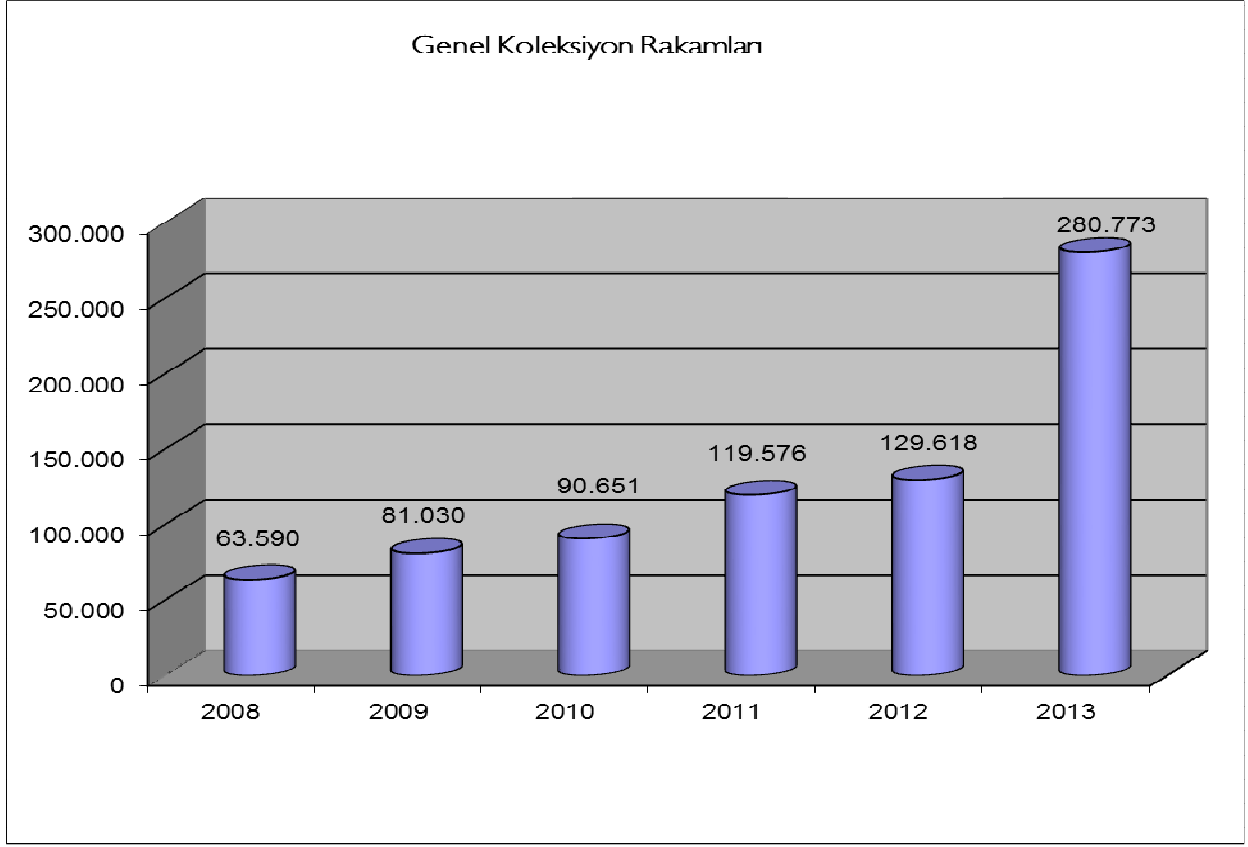
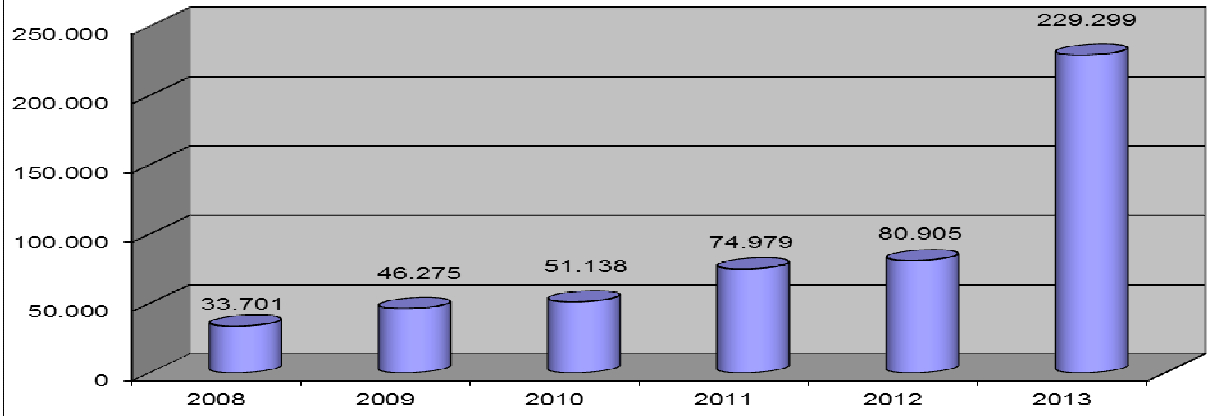


İZMİR EKONOMİ ÜNİVERSİTESİ KÜTÜPHANESİ
2013 YILI İSTATİSTİKLERİ

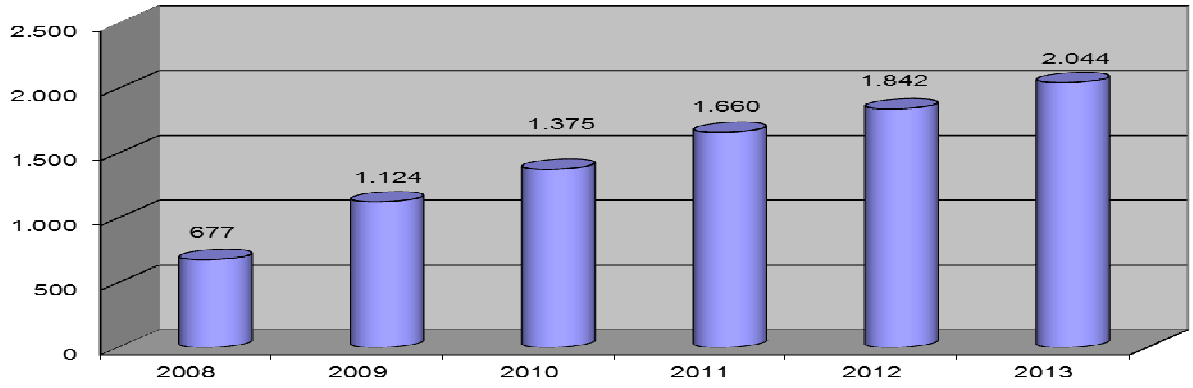
KOLEKSİYON RAKAMLARI




Elektronik Kitap Rakamları



Ciltli Dergi Rakamları



Formatlarına Göre 2013 Yılı Koleksiyonun Dağılımı

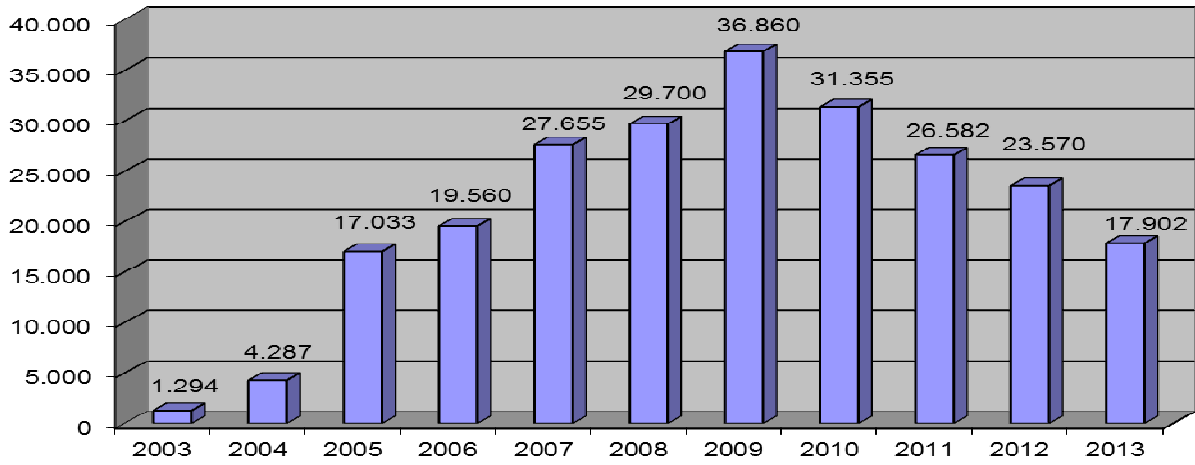


ÖDÜNÇ ALMA RAKAMLARI

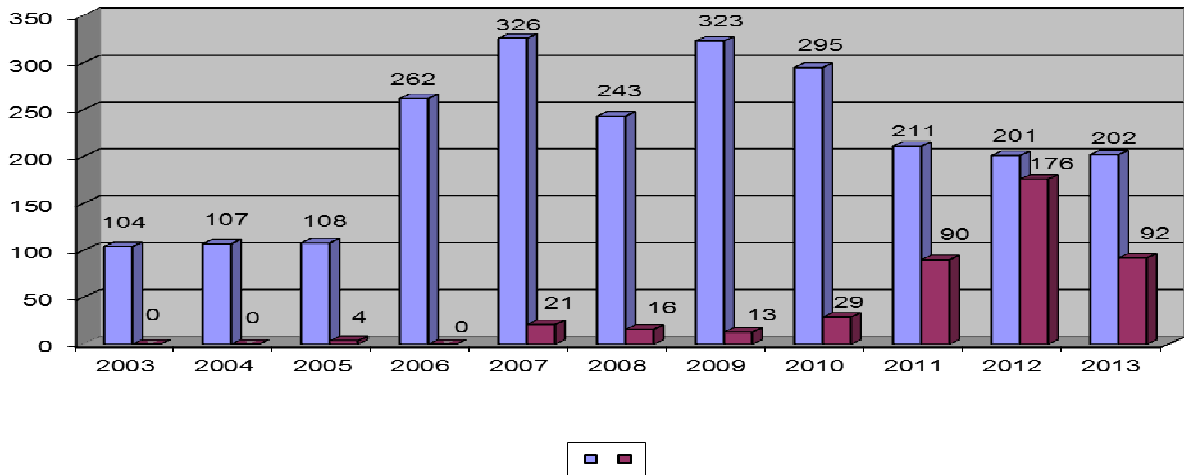
Ödünç Alınan Materyalin Kullanıcı Gruplarına Göre Dağılımı

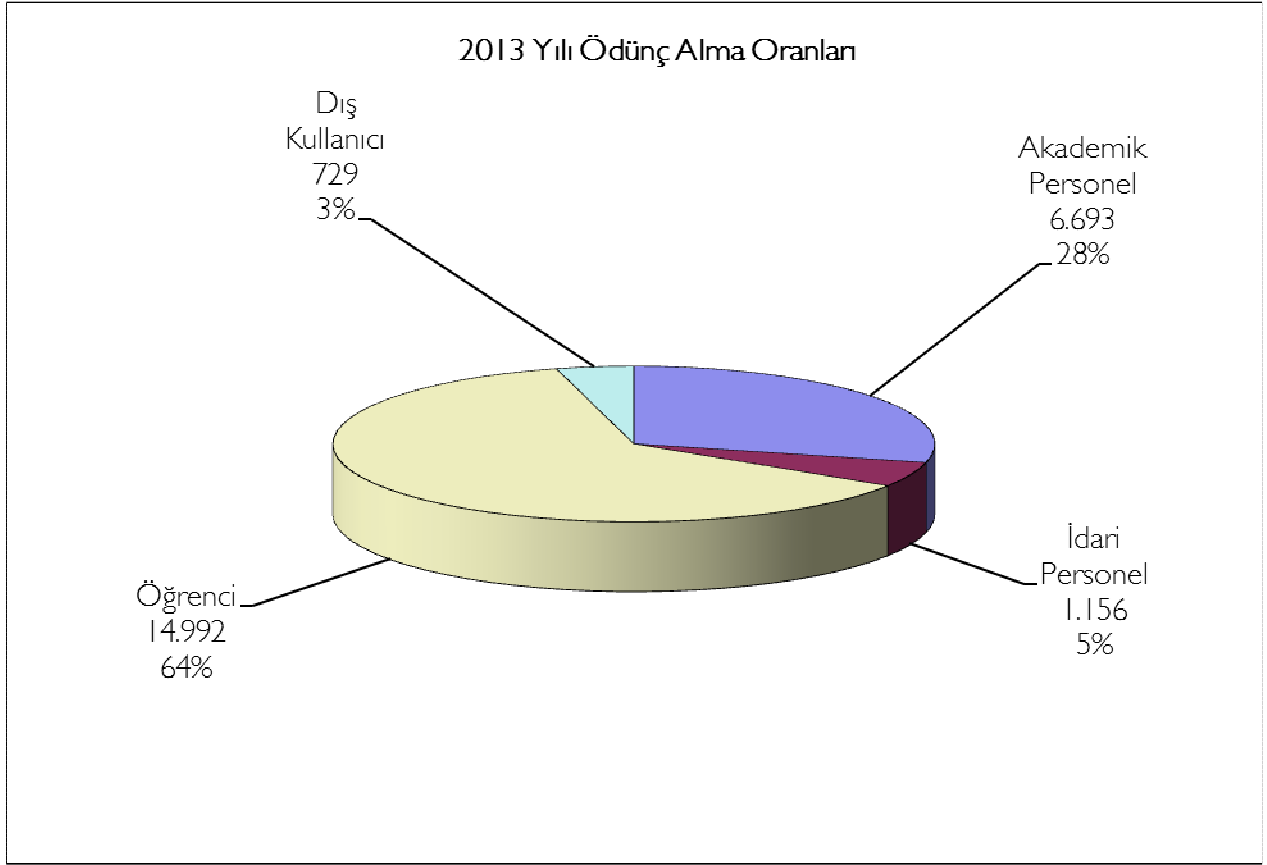
Yıllar	Akademik Personel	İdari Personel	Öğrenci	Dış Kullanıcı	Toplam
2002	43	7	73	-	123
2003	109	51	1.134	-	1.294
2004	345	88	3.838	16	4.287
2005	2.985	288	11.536	2.224	17.033
2006	4.299	489	11.581	3.191	19.560
2007	6.460	813	17.768	2.614	27.655
2008	6.574	998	20.475	1.653	29.700
2009	7.813	1.203	26.561	1.283	36.860
2010	8.270	1.011	21.025	1.049	31.355
2011	6.985	940	17.774	883	26.582
2012	6.693	1.156	14.992	729	23.570
2013	5.170	926	11.064	742	17.902

Yıllara Göre Ödünç Alma Rakamları

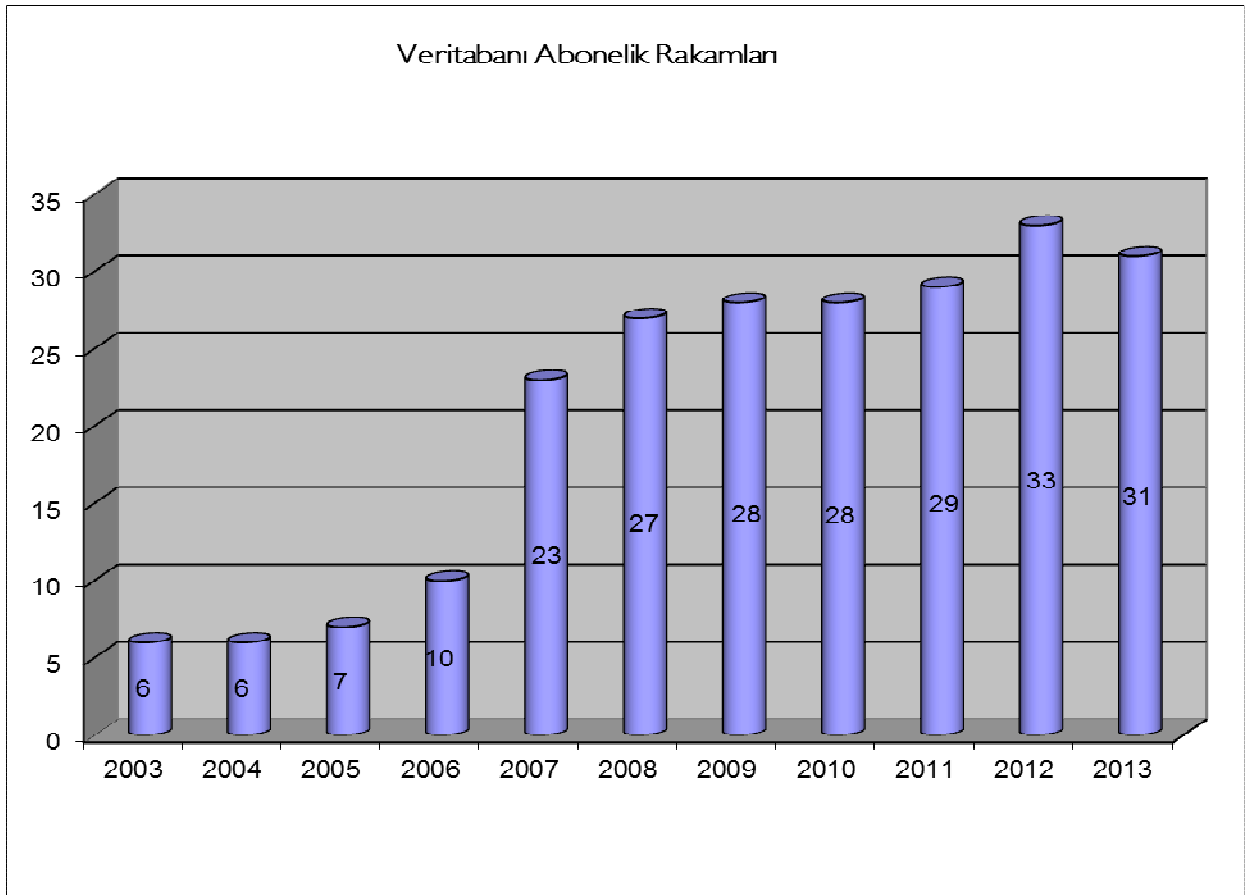


II I Ödünç Alma Ödünç Verme Rakamları





VERİTABANI ABONELİKLERİ



Abone Olduğumuz Ücretli Veritabanları Tam Metin Kullanım İstatistikleri

	ABI/ Inform	MassMedia Communication	Ebrary	Elsevier E-book	Hein Online	Jstor	Math SciNet	PsycArticles	PsycINFO	Sage	Springer	Westlaw	Wiley
2003	-	-	-	-	-	-	-	-	-	-	-	-	-
2004	-	-	-	-	-	-	-	-	-	-	-	-	-
2005	216	-	-	-	-	-	4.947	-	-	-	-	-	-
2006	4.546	-	-	-	-	-	8.359	-	-	-	-	-	-
2007	6.614	-	42.994	-	-	6.522	6.663	-	-	-	-	-	-
2008	2.815	-	40.856	-	-	7.588	5.486	6.904	6.305	-	-	-	-
2009	2.210	-	18.679	-	-	27.995	7.230	16.998	28.026	-	-	-	-
2010	1.905	-	8.089	-	-	16.967	9.802	38.094	16.832	-	-	-	1.207
2011	873	-	3.720	-	-	12.388	6.128	28.825	35.123	-	3.049	-	3.319
2012	2.769	-	1.727	333	-	10.719	2.795	26.279	28.333	2.061	2.309	232	3.563
2013	2.988	3.415	1.095	252	381	8.552	1.669	15.994	21.622	2.738	3.118	232	3.780

Abone Olduğumuz Ücretsiz Veritabanları Tam Metin Kullanım İstatistikleri

	Book Citation Index	Ebsco	IEEE	iThenticate	Science Direct	Taylor & Francis	Web of Knowledge						
2003	-	2.728	-	-	-	-	-						
2004	-	16.260	-	-	-	-	-						
2005	-	32.499	-	-	-	-	-						
2006	-	36.195	-	-	-	-	-						
2007	-	52.060	-	-	-	-	-						
2008	-	159.025	-	-	-	-	-						
2009	-	534.478	-	-	-	-	-						
2010	-	174.222	-	-	-	-	-						
2011	-	156.310	1.358	22	-	2.211	16.810						
2012	-	138.914	1.105	207	-	2.494	49.184						
2013	15.192	213.621	739	163	5.079	5.716	15.751						